

# **REGIONAL OPERATIONAL PROGRAMME FOR KUJAWSKO – POMORSKIE VOIVODESHIP FOR THE YEARS 2007-2013**

**CCI 2007PL161 PO 006**

*Appendix to the Resolution No. 70/892/07  
of the Board of Kujawsko – Pomorskie Voivodeship  
of 23.10.2007.*

*Decision no. K(2007) 5071 of the European Commission of 10.10.2007 approving the operational programme ERDF covered by the „convergence” objective for the region of Kujawsko-Pomorskie Voivodeship in Poland as part of community support.*



**PROGRAM REGIONALNY**  
NARODOWA STRATEGIA SPÓJNOŚCI



**WOJEWÓDZTWO  
KUJAWSKO-POMORSKIE**

**EUROPEJSKI FUNDUSZ  
ROZWOJU REGIONALNEGO**



## TABLE OF CONTENT

<b>1. INTRODUCTION.....</b>	<b>4</b>
<b>2. DIAGNOSIS OF THE SOCIAL AND ECONOMIC SITUATION OF THE VOIVODESHIP .....</b>	<b>5</b>
<b>2.1. SOCIAL AND ECONOMIC SITUATION.....</b>	<b>6</b>
2.1.1. Basic data concerning the voivodeship .....	6
2.1.2. Technical Infrastructure.....	9
2.1.3. Environment protection.....	13
2.1.4. Social infrastructure.....	18
2.1.5. Economy and innovations .....	21
2.1.6. Tourism .....	24
2.1.7. Human resources.....	27
2.1.8. The spatial aspects of social-economic development .....	32
<b>2.2. ANALYSIS SWOT.....</b>	<b>36</b>
<b>2.3. DOMESTIC AND FOREIGN SUPPORT FOR THE VOIVODESHIP .....</b>	<b>38</b>
2.3.1. Domestic sources.....	38
2.3.2. Foreign sources.....	39
2.3.3. Evaluation of pre-access aid and structural funds effectiveness .....	45
<b>3. THE DEVELOPMENT STRATEGY FOR THE REGION.....</b>	<b>46</b>
<b>3.1. STRATEGIC OBJECTIVE OF THE REGIONAL OPERATIONAL PROGRAMME OF KUJAWSKO-POMORSKIE VOIVODESHIP FOR 2007-2013 .....</b>	<b>47</b>
<b>3.2. DETAILED OBJECTIVES OF THE PROGRAMME .....</b>	<b>48</b>
<b>3.3. COHERENCE OF THE REGIONAL OPERATIONAL PROGRAMME FOR KUJAWSKO-POMORSKIE VOIVODESHIP FOR THE YEARS 2007-2013 WITH THE STRATEGIC DOCUMENTS OF THE VOIVODESHIP, POLISH GOVERNMENT AND THE EUROPEAN COMMUNITY.....</b>	<b>51</b>
<b>3.4. PRINCIPLES OF THE EXECUTION OF THE PROGRAMME .....</b>	<b>57</b>
<b>4. PRIORITY AXES OF THE REGIONAL OPERATIONAL PROGRAMME FOR KUJAWSKO-POMORSKIE VOIVODESHIP FOR THE YEARS 2007-2013.....</b>	<b>59</b>
Priority axis 1. Development of technical infrastructure .....	59
Priority Axis 2. Maintenance and rational utilization of environment.....	63
Priority axis 3. Development of social infrastructure .....	69
Priority axis 4. Development of the infrastructure of information society.....	71
Priority axis 5. Increase of competitiveness of companies.....	76
Priority axis 6. Support for the development of tourism .....	81
Priority axis 7. Support for changes in the cities and areas requiring renovation .....	84
Priority Axis 8. Technical assistance .....	87
<b>5. VALUATION OUTLINE OF FINANCIAL PLAN .....</b>	<b>89</b>
<b>6. IMPLEMENTATION PROVISIONS .....</b>	<b>99</b>
<b>6.1. LEGAL BASIS.....</b>	<b>99</b>
<b>6.2. COMPETENCES OF INSTITUTIONS INVOLVED IN REGIONAL OPERATIONAL PROGRAM OF KUJAWSKO-POMORSKIE VOIVODESHIP MANAGEMENT .....</b>	<b>99</b>
6.2.1. Co-ordination.....	99
6.2.2. Management of Regional Operational Program.....	100
<b>6.3. MONITORING.....</b>	<b>112</b>
6.3.1. Monitoring Committee .....	112
6.3.2. Monitoring Committee's tasks.....	112
<b>6.4. EVALUATION .....</b>	<b>113</b>
<b>6.5. CONTROL.....</b>	<b>114</b>

<b>6.6. PARTNERSHIP, INFORMATION AND PROMOTION.....</b>	<b>115</b>
6.6.1. Partnership.....	115
6.6.2. Information and promotion .....	115
<b>6.7. EXCHANGE OF ELECTRONIC DATA IN ORDER TO FULFILL THE REQUIREMENTS CONCERNING PAYMENT, MONITORING AND EVALUATION.....</b>	<b>116</b>
<b>7. PROGNOSIS OF MACRO-ECONOMIC RPO W-KP REALIZATION IMPACT..</b>	<b>119</b>
<b>8. EVALUATION OF THE PROGRAMME BEFORE IMPLEMENTATION START ( EX-ANTE EVALUATION) .....</b>	<b>121</b>
<b>9. PROGNOSIS OF IMPACT ON ENVIRONMENT OF REGIONAL OPERATIONAL PROGRAM OF KUJAWSKO-POMORSKIE VOIVODESHIP FOR 2007-2013 .....</b>	<b>123</b>
<b>10. INFORMATION ON PROGRAMME PUBLIC CONSULTATIONS CONDUCTED .....</b>	<b>126</b>
<b>LIST OF ABBREVIATIONS .....</b>	<b>129</b>
<b>DICTIONARY .....</b>	<b>131</b>
<b>APPENDICES .....</b>	<b>139</b>
Appendix1. Indicative list of major projects (major projects) – will not appear.....	139
Appendix 2. Contextual indices of Kujawsko-Pomorskie Voivodeship Operational Programme for 2007- 2013 .....	139

Only polish version presents full document of Regional Operational Programme for Kujawsko-Pomorskie Voivodeship for the years 2007-2013.

## **1. Introduction**

A Regional Operational Programme (RPO) for Kujawsko – Pomorskie Voivodeship for the years 2007 – 2013 is one of 16 regional programmes for implementation of the National Cohesion Strategy for the years 2007 – 2015 and the National Strategic Reference Framework for the years 2007 – 2013 (National Cohesion Strategy; NSRO/NSS) within the area of competitiveness increase policy and equalling development chances planned by voivodeships self-governments. The legal basis for preparation Regional Operational Programme for Kujawsko – Pomorskie Voivodeship for the years 2007-2013 is Act of the 6 of December 2006 about principals of conduct development policy (Dz. U. No. 227, pos. 1658 with changes).

The Project of the Regional Operational Programme for Kujawsko – Pomorskie Voivodeship for the years 2007 – 2013 was defined in the Marshal Office, the Department of Regional Development with co-operation of Work-Team members preparing RPO, appointed by the Act No. 18/272/2005 of the Voivodeship Board of the 1<sup>st</sup> of April 2005 and The Department of Regional Programme Operation of the Marshal Office and the proper departments of the Regional Development Ministry. Project RPO – version I was accepted by the Voivodeship Authorities on the 26<sup>th</sup> of October 2005 and as the initial programme was directed to social consultation. Version IV was evaluated from the point of view of the influence of the implementation of the programme on natural environment, evaluated ex-ante and accepted by the Committee of Council of Ministers at the meeting on the 4<sup>th</sup> of August 2006.

The draft of the programme with the conclusions of social consultations, settlements of consultations with the Ministry of Regional Development and other departments taken into account was accepted by the Board of the Voivodeship on the 23<sup>rd</sup> of February 2007, in the Resolution no. 14/115/07, and by the Council of Ministers on the 27<sup>th</sup> of February 2007. On the 1<sup>st</sup> of March 2007 it was submitted to the European Council by means of the SFC 2007 system in order to negotiate the programme. After the first negotiation round with the European Council, on the 12<sup>th</sup> of July 2007 the Board of the Voivodeship accepted the draft of the Regional Operational Programme incorporating the remarks of the European Council (the Resolution no. 44/626/07). The final draft of the Programme was determined on 07.09.2007 during the II negotiation round. The RPO WK-P (Regional Operational Programme for Kujawsko-Pomorskie Voivodeship) was accepted by the European Commission in its decision no. K(2007) 5071 of 10.10.2007. The Board of Voivodeship accepted the Programme in its Resolution no. 70/892/07 of 23.10.2007.

The Regional Operational Programme for Kujawsko – Pomorskie Voivodeship for the years 2007-2013 will be the basic instrument of execution of the objectives of the Development Strategy for Kujawsko – Pomorskie Voivodeship for the years 2007-2020. The programme's strategy is fully coherent with the assumptions of development accepted in the National Cohesion Strategy for the years 2007 – 2015, the objectives of the National Strategic Reference Framework as well as equal to Strategic Community Guidelines and renewed Lisbon Strategy, with priorities of the European Regional Development Fund for the years 2007 - 2013.

The programme contains: the diagnosis of social and economic situation in the voivodeship, summarized by SWOT analysis, information on external financial support for the voivodeship, including pre-access means, structural funds and the Cohesion Fund, the regional development strategy and priority axes of its implementation, financial plan of the programme and system of its implementation.



**The general objective of the Regional Operational Programme for Kujawsko – Pomorskie Voivodeship for the years 2007-2013 is to create conditions for the increase of competitiveness of the voivodeship and social, economic and spatial cohesion of its area,** to create conditions for dynamic social and economic development, growth of the potential and efficiency of economy, to enable effective economic competition with the neighbours, respecting the rules of sustainable development.

The programme will be financed by the European Regional Development Fund, public country means and private means. The Authorities of Kujawsko – Pomorskie Voivodeship will be responsible for its implementation. The Regional Operational Programme will be carried out within the area of Kujawsko -Pomorskie voivodeship.

## **2. Diagnosis of the social and economic situation of the voivodeship**

Diagnosis of the social and economic situation of the voivodeship was prepared using current conclusions of diagnostic studies made for the Development Strategy of Kujawsko – Pomorskie Voivodeship: The Development Vision until 2010 and its current version entitled: Development Strategy for Kujawsko – Pomorskie Voivodeship for the years 2007-2020, Regional Innovation Strategy for Kujawsko – Pomorskie Voivodeship until 2015, Strategy of Transport Development until 2015 in Kujawsko – Pomorskie Voivodeship, the Plan of Spatial Development for Kujawsko – Pomorskie Voivodeship and other programme documents prepared by the voivodeship self-government.

The diagnostic analysis of programme documentation mentioned above includes numerous aspects of external conditions for the voivodeship's development, emerging from its geographical and communicational position in the country and Middle Europe, its role in the country's social and economic structure, with regard to legal and system determinants of development, especially in the sphere of economic activity. Defined and still valid evaluations of those conditions will be taken into consideration in diagnostic analysis of the following programme.

Current social and economic situation of the voivodeship remains under strong influence of processes initiated in 1990 by the system transformation, liquidation of state agricultural department, transformation of numerous industrial production branches, particularly electro-mechanical, light industry, food industry and civil engineering. They resulted, among others, in structural unemployment, enlarged additionally by the population-boom reaching working age.

Local self-governments together with voivodeship authorities did their best to eliminate those unfavourable consequences of free-market transformation of regional economy, making up for the "lost time". Their activity did not receive much support from the regional policy of the state in this area, what can be confirmed by very modest investment funds of the budget directed to the region e.g.: for technology infrastructure development, particularly transport. Effective use of pre-access means from EU, present and future structural means, creates possibility of solving the most difficult problems of the development of the region, creating favourable conditions for acceleration of development processes in Kujawsko – Pomorskie Voivodeship.

## **2.1. Social and economic situation**

### **2.1.1. Basic data concerning the voivodeship**

Kujawsko-Pomorskie Voivodeship is located in the north part of the country, at the Lower Vistula, Brda, Drwęca and Noteć Rivers. It adjoins five voivodeships: Pomeranian (pomorskie), Warmian-Mazurian (warmińsko-mazurskie), Masovian (mazowieckie), Great Poland (wielkopolskie) and Łódź (łódzkie). It is of transit character on the routes Scandinavia – South Europe and the Baltic Countries and Russia – Western Europe.

Kujawsko - Pomorskie Voivodeship covers the area of 17 970 km<sup>2</sup> and at the end of 2006 was inhabited by 2 065,7 thousand people (GUS 2005; GUS – the Main Statistical Office). Present residents of the region constitute 5,4% of the country's population.

The Region is characterized by settlement network of spatial and hierarchical structure, favourable for development. The network consists of 52 towns and nearly 3,6 thousand settlements of village character. The voivodeship belongs to areas of moderate urbanization, population inhabiting towns constitute 61,5%. The biggest cities are Bydgoszcz (363,5 thousand) and Toruń (196,0 thousand) – centres of metropolitan area and Włocławek (119,3 thousand), Grudziądz (99,2 thousand) and Inowrocław (76,8 thousand).

Administratively the voivodeship is divided into 19 countys (administrative districts) and 4 cities with administrative district rights (144 municipalities). The metropolitan functions are divided between Bydgoszcz – the site of the Voivode and Toruń – the site of the Marshal and the Voivodeship Assembly (Sejmik).

Kujawsko-Pomorskie Voivodeship possesses advantageous conditions for the development of agriculture, particular industry branches and tourism. It is characterized by high percentage of arable land, which indicator of farming production space quality is more favourable than the country average (69,1 points, compared with 66,6 points).

Significant nature – landscape values (23,6% of wood land, 32,4% under different forms of legal protection) and rich cultural heritage create favourable conditions for tourism development.

Since the beginning of system transformation the voivodeship has suffered from excess work force and problems with balancing local labour markets. The unemployment rate 23,6 (December 2004) situated the region at high 4<sup>th</sup> place in the country. Currently, at the end of November 2006, the unemployment rate amounts to 19,1%, which however has not improved its position in the country.

Income of the voivodeship measured as GDP per resident is relatively low – 89,7% of national average, but it is improving steadily (by 1,3 points in the period 1999 – 2004). This tendency results from changes in economic structure of the region, market service development - 47,8%, diminishing importance of industry and civil engineering – 31% and non-market services – 17,45%. The level of the region's industrialization is average. As far as modernity of industry identified by the level of automation of production process is concerned, the region is on the 7<sup>th</sup> position in the country. Considering the number of commercial companies' activities and professionally active working people per 1000 inhabitants the voivodeship is located on the 9<sup>th</sup> position in the country. The basic data characterizing the voivodeship in comparison to the rest of the country is included in table 1.



Picture 1. Administration structure of Kujawsko-Pomorskie Voivodeship  
Source: Kujawsko-Pomorskie Office of Spatial and Regional Planning in Włocławek

Table 1. General characteristic of the voivodeship in 2004.

No	Kujawsko – Pomorskie Voivodeship	In 2004			Dynamics 1999 – 2004	
		Value	Poland = 100 %	Position	Change in % points in relation to country average	Position change
1.	Surface in km <sup>2</sup>	17970,0	6,0	10	-	0
2.	Population in thousand	2067,5	5,3	10		
3.	Population density (person/km <sup>2</sup> )	115,0	94,2	8	- 0,4	0
4.	Urbanization indicator (number of town inhabitants on relation to population in general)	61,8	100,5	8	- 0,3	0
5.	GDP per resident in thousands. PLN*	19169,0	89,7	8	1,3	2
6.	Added value (gross) in:					
	- agriculture in%	4,1	141,4	7	41,4	4
	-industry and building %	31,0	102,0	7	- 4,8	- 1
	-market service in %	47,8	95,0	6	1,5	5
	-non-market service in %	17,4	106,1	10	- 2,2	- 2
7.	Capital expenditure per 1 resident in PLN	2254,0	71,4	13	2,7	- 2
8.	Expenditure for R+D activity per 1 resident in PLN	58,3	43,2	9	- 4,7	2
9.	Automatic industrial line per 10 thousands residents	2,24	87,5	7	- 10,3	2
10.	Commercial Companies per 1 thousand residents	4,3	75,0	9	- 0,9	0
11.	Employees per 1 thousand residents**	309,6	95,2	9	4,2	1
12.	Professional activity ratio***	56,3	102,9	4	2,4	5
13.	Ratio of economic charges (population in not professionally active age per 100 in professionally active age) ****	56,8	98,9	9	- 0,2	1
14.	Registered unemployment rate (state from December)*****	23,6	124,0	4	- 2,5	0
15.	Average monthly payment (gross) in PLN	1988,0	87,4	13	- 1,7	- 4
16.	Legally protected area in %	32,4	99,7	7	4,3	2

\* in 2003 r.

\*\* the dynamics does not take into consideration changes in methodology in counting the employees in agriculture since 2002.

\*\*\* the dynamics for the years 2001-2004

\*\*\*\* the higher the position, the worse the voivodeship situation (negative phenomena ratio)

Source: Country Development Strategy 2007-2015, tab. 2, p. 98.

Table 2. Voivodeship comparing to the country and European Union, selected indicators

		Unemployment rate w %	GDP per resident in PLN		Population density	Population growth per 1000 residents	Employment rate in % (EU 25)
			EU 15	EU 25			
Kujawsko- Pomorskie	2000	19,2	17 806		115	0,9	.
	2003	24,6	19 767		115	0,4	43,5
	2004	23,6	21 633		115	0,5	43,8
	2005	22,3	.		115	0,5	44,7
	2006	19,3	.		115	0,7	.
Poland	2000	16,4	9 100 PPS		122	0,3	.
	2003	19,2	9 800 PPS		122	-0,4	44
	2004	18,8	10 600 PPS		122	-0,2	44,3
	2005	17,7	-		122	-0,1	52,8*
	2006	13,8	-		122	0,1	54,5*
European Union (25/27)	2000	8,8	19 800 PPS	21 700 PPS	117,8	0,8	62,4
	2003	9	21 400 PPS	23 300 PPS	115	0,4	62,9
	2004	9	22 300 PPS	24 300 PPS	115	1	63,3
	2005	8,7	-	-	.	0,8	63,4**
	2006	7,9	-	-	.	.	64,3**

\* data from Eurostat – acc. to GUS in 2005 – 45,2, 2006 – no data.

\*\*data concerns the EU 27

Source: Statistical Yearbook of Voivodeships 2001, 2004 and 2005, GUS, Warszawa 2001, 2004 and 2005. Statistical Yearbook of Kujawsko-Pomorskie Voivodeship 2001, 2004 and 2005, Statistics Office, Bydgoszcz 2001, 2004, 2005. M. Chalas, European Union in numbers, European Institute, Łódź 2005. Poland in the European Union, GUS, Warszawa 2005. Europe in figures, Eurostat Yearbook 2005, European Communities, Luxembourg 2005, <http://eurostat.cec.eu.int/portal>

## 2.1.2. Technical Infrastructure

### Transport infrastructure

The density of public roads with hard surface in the voivodeship is close to country average and in 2005 was equal to 78,5 km per 100 km<sup>2</sup> of the surface.

The current road network of Kujawsko-Pomorskie Voivodeship does not contain roads of motor-way and express road class i.e. the roads directly connecting this area with the country and European surrounding. Therefore there are inter-regional transit roads nor roads being attractive for investment to any extent.<sup>1</sup> Postponing implementation of investments in the roads of those classes will result in further technological degradation of

<sup>1</sup> The detailed diagnosis of technological infrastructure state of Kujawsko-Pomorskie Voivodeship is included in the analysis: Transport Development Strategy in Kujawsko-Pomorskie Voivodeship until 2015, Kujawsko-Pomorskie Voivodeship, Prospective Diagnosis, analysis made for the Voivodeship Development Strategy entitled The Development Vision until 2010, and analysis of outside and inside conditions made for The Plan of Spatial Arrangement of Kujawsko-Pomorskie Voivodeship.

the present road network, town streets degradation, increase of threats in road traffic, ignoring the region as investment area. According to the guidelines on the development of the trans-european transport network (decision no. 884/2004/WE of 29.04.2004), a priority project TEN-T 25 Motorway axis Gdańsk–Brno/Bratislava–Vienna passes through Kujawsko-Pomorskie Voivodeship. The project covers: Gdańsk–Katowice motorway (2010) and Katowice –Brno/Zielina motorway (2010), cross-border section.

The existing roads and streets are not adapted to high density of traffic. Exploited intensively they quickly undergo destruction. It is estimated that 27,6% of domestic roads' length within the voivodeship borders i.e. 252,8 km and 7,2% of voivodeship roads, i.e. 122,3 km, are in bad technological condition because of excessive exploitation, improper adjustment, delays in planned renovations. Similar opinion concerns the state of district and commune roads as well as streets in towns. Neglecting the actions adjusting the roads and streets to current exploitation level will intensify their technological degradation, weaken social and economic cohesion of the region.

The region towns are not adjusted to current motorization level of the residents (in 2005 347 private cars per 1000 residents of the voivodeship). The level of transport traffic in streets of the biggest region towns: Bydgoszcz, Toruń, Włocławek, Grudziądz and Inowrocław is so high, that during rush hours the towns are blocked, passenger public transport is disturbed.

Technological exploitation of town public transport infrastructure, especially the tram base (in Bydgoszcz, Toruń and Grudziądz), underdevelopment of electricity lines of that mean of transport, as well as bus base diminishes the competitiveness of public transport service, what is also one of the reasons of overcrowding in transport in the biggest towns of the voivodeship.

Shortage of parking places in the direct neighbourhood of tourist attractive town centres: Toruń, Bydgoszcz, Grudziądz, Ciechocinek and other centres, limits the number of motorized visitors and is a barrier in using values and tourist services.

High density of traffic along improperly adjusted roads and streets, reduces the level of safety of traffic participants. It is illustrated by high death rate on the roads in car collisions (12,4 death cases per 100 accidents in region in relation to 15/100 in the country and a little over 3 victims in EU countries).

Density of railway lines in Kujawsko-Pomorskie – 7,1 km/100 km<sup>2</sup> of the area is a little higher than the country average. Spatial structure of the railway network enables convenient connection of the biggest region towns with their surrounding, and because they are simultaneously important junctions of the country network, they are connected with the rest of the country. Present technological condition of railway transport infrastructure of internal regional connections causes that transport service offer (prices, time and comfort of travelling) despite advantages of this mean of transport, is not competitive, particularly for people inhabiting the remote areas of the region and commuting to work, schools and other purposes offered in centres of the region.

Present technological condition of transport infrastructure, both road and railway, connecting Bydgoszcz and Toruń limits the access to complementary service sources for the towns' residents as well as people inhabiting the neighbouring areas, does not ease social-economy integration, neither spatial-functional integration of both cities in building double-centred metropolis.



Picture 2. The state of voivodeship roads.

Source: *The Analysis of Kujawsko-Pomorskie Office of Spatial and regional Arrangement in Włocławek, on the base of ZDW data in Bydgoszcz in 2005r.*

In the recent years the convenient connection with European region has been obtained due to the airport in Bydgoszcz. Increasing the role of air transport in external connections requires the airport's enlarging, both for increasing passenger services and the range of goods' transport services.

Internal water sailing routes Noteć – Vistula (water way E-70) have been used to a very limited degree, because it is not available for majority sailing vessels and because of lack of

proper infrastructure is not used as tourist sailing route, either.

The most crucial development voivodeship problems, requiring instant solution within cohesion policy include:

- insufficient technological state of roads (streets), particularly their surfaces, as well as other road buildings, lack of ring-roads in towns and by-passes for transit transport, lack of regulating systems (steering, selecting) improving traffic in towns, difficulties in access to city centres for tourists motorists,
- lack of bridge crossings, e.g. in Toruń, Bydgoszcz, Brodnica.
- bad technical condition of rails, particularly inter-regional railway connections, degradation of stations and stops, exploited and old-fashioned base, which causes the fact, that railway transport does not play any important role,
- incomplete infrastructural arrangement of Bydgoszcz Airport, limiting its service capacity, and its poor connection with the national roads network, incl. Planned A1 motorway,
- no internal consistency on Toruń-Bydgoszcz agglomeration,
- negligence towards regional internal water routes, even in aspect of using them for water tourism.

### ***Infrastructure of informative society***

The barrier in Kujawsko-Pomorskie Voivodeship in reaching worldwide information sources, developing economy basing on knowledge, innovative public services, is caused by lack of access to wide information web -Internet<sup>2</sup>. The state is illustrated by small percentage of Kujawsko-Pomorskie households' access to Internet, which in 2005 amounted to 16,8% and was lower than Polish average – 22,5%.

Presently, the basic element of informative society infrastructure - broadband network is being constructed. The planned investment is aimed at the creation of a frame broadband network, with distribution nodes in administrative districts and boundary network nodes in every municipality, and at a subsequent development at a local scale. In consequence the access to the net will be potentially available for every household, institution, economic units. The investment is a condition for the implementation of service application business.

Furthermore, in accordance with the Act of the 7th of February 2005 on computerization of the units executing public tasks (Dz.U. No.64 of 2005, pos. 565) all public utility organizations have been obliged to introduce the exchange of information by electronic mail by 01.05.2008, which in consequence requires the development of the IT sector.

---

<sup>2</sup> Detailed statement concerning the infrastructure development is included in Regional Strategy of Innovations of Kujawsko-Pomorskie Voivodeship from 2001, updated in 2004





Picture 3. Frame structure of broad band network in Kujawsko-Pomorskie.

Source: *The Analysis of Kujawsko-Pomorskie Office of Spatial and Regional Arrangement in Włocławek on the basis of K-PSI Ltd.*

### 2.1.3. Environment protection

#### *Infrastructure of environment protection*

In 2004 (WIOŚ, 2005)<sup>3</sup> Kujawsko -Pomorskie voivodeship disposed into ground waters or to the soil 127,5 hm<sup>3</sup> of sewage, including industrial sewage– 58,0 hm<sup>3</sup> (45,3%) and municipal sewage of 69,9 hm<sup>3</sup> (54,7%). In comparison to 2000 total volume of disposed

<sup>3</sup> Detailed data in: The report on environment condition of Kujawsko-Pomorskie Voivodeship in 2004, Biblioteka Monitoringu Środowiska, Bydgoszcz 2005.

sewage diminished of 15,9 hm<sup>3</sup>. The volume of sewage required purification was 118,2 hm<sup>3</sup>, of which 92,4% was purified: in it- mechanically-18,3%, chemically-1,6%, biologically-30,2%, with increased biogenes removal- 49,9 %. Comparing to the year 2000 the volume of sewage purified with increased biogenes removal doubled and mechanical purification diminished.

Equipping the voivodeship in particular environment protection infrastructure elements is diversified<sup>4</sup>. Infrastructure of providing the residents with potable water is relatively well developed: water intake stations, water treatment, water supply system. Their numerous elements, due to technical consumption need modernization. The length of water supply system in 2004 was equal to 19,6 thousand km, i.e. more comparing to 2000 of 1,4 thousand km. Different situation is observed in infrastructure of municipal sewage disposal and neutralization. In 2004 139 municipal sewage treatment plants were working in the voivodeship, including 50 equipped with mechanisms for mechanical-biological-chemical sewage purification. The length of sewage system increased from 2,8 thousand km in 2000 to 4,4 thousand km in 2004. Underdevelopment of sewage system in regard to water supply system demonstrates that working sewage treatment plants are exploited to unsatisfactory extent. In 2004 they served to 60,2% of total inhabitants (including about 76% town residents and only 11% of rural areas residents).

Table 3. The state of sewage economy in 2000 –2004

Specification	2000	2001	2002	2003	2004
Industrial and municipal sewage purified in % requiring purification	73,6	86,2	90,1	93,1	97,6
Population taking advantage of sewage treatment plant in % of total population	38,4	51,8	53,0	58,5	60,2

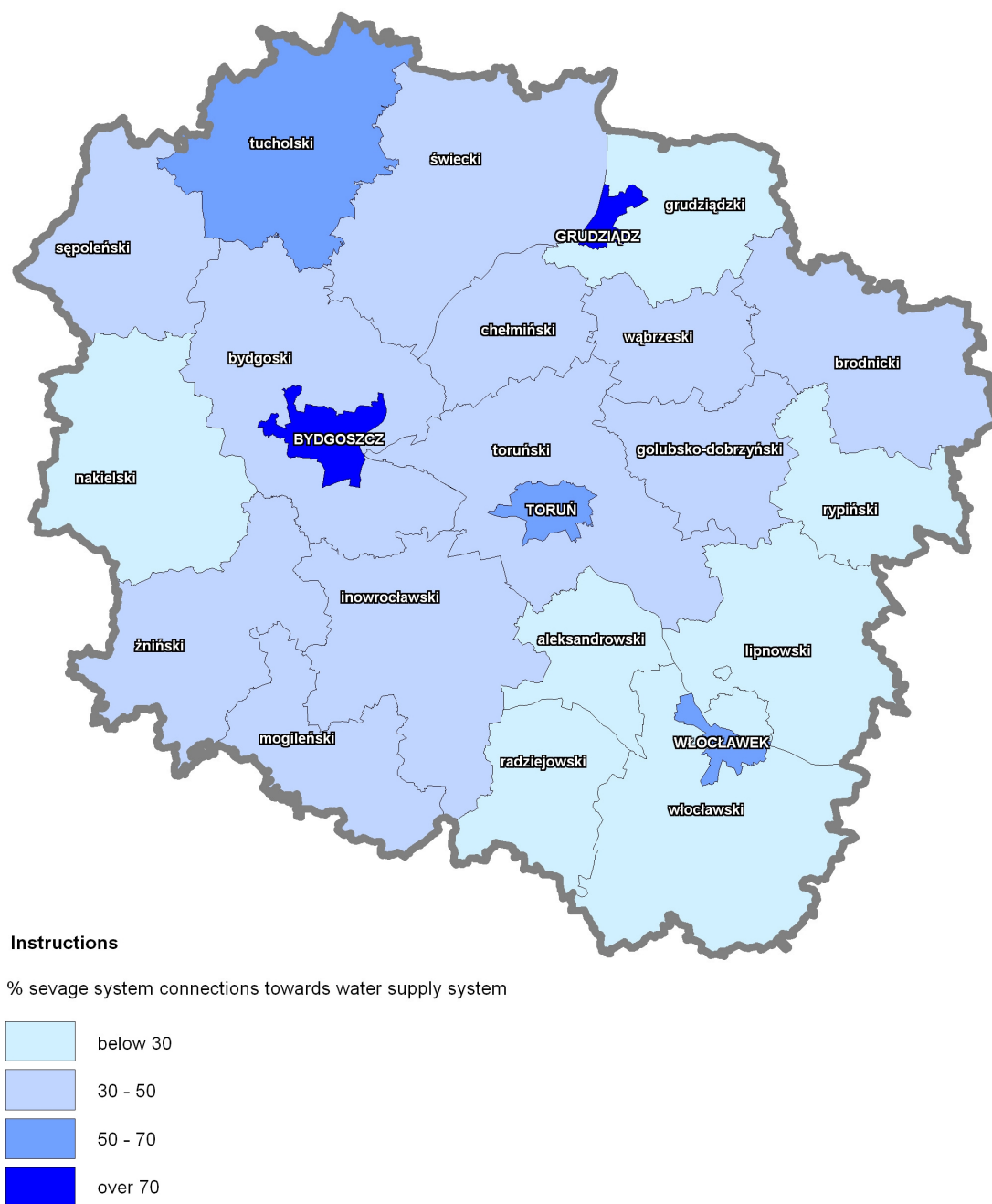
Source: *Województwo Kujawsko-Pomorskie 2005, Urząd Statystyczny w Bydgoszczy*

The condition of water-sewage infrastructure shows big spatial diversity – picture 4. The least equipped are districts of south-east part of the voivodeship and Nakło, Grudziadz Ziemske districts.

Water-sewage infrastructure development, despite constant improvement is still insufficient for satisfactory reduction of harmful influences of a human activity towards environment, what is reflected in water quality state. In 2004 the state of rivers' purity in % of all monitored rivers was as follows: 1<sup>st</sup> class water – did not occur, 2<sup>nd</sup> class water – 7,1%, 3<sup>rd</sup> class water – 30,7%, the rest consisted of waters polluted beyond classification.

The general problem of water economy is lack of satisfactory number of sewage system and not making full use of existing sewage treatment plants' processing, which require systematic modernization.

<sup>4</sup> Detailed descriptions of the situation are included in the Programme of environment protection with the plan of wastes economy of Kujawsko-Pomorskie voivodeship, Board of Kujawsko-Pomorskie Voivodeship, Toruń 2003

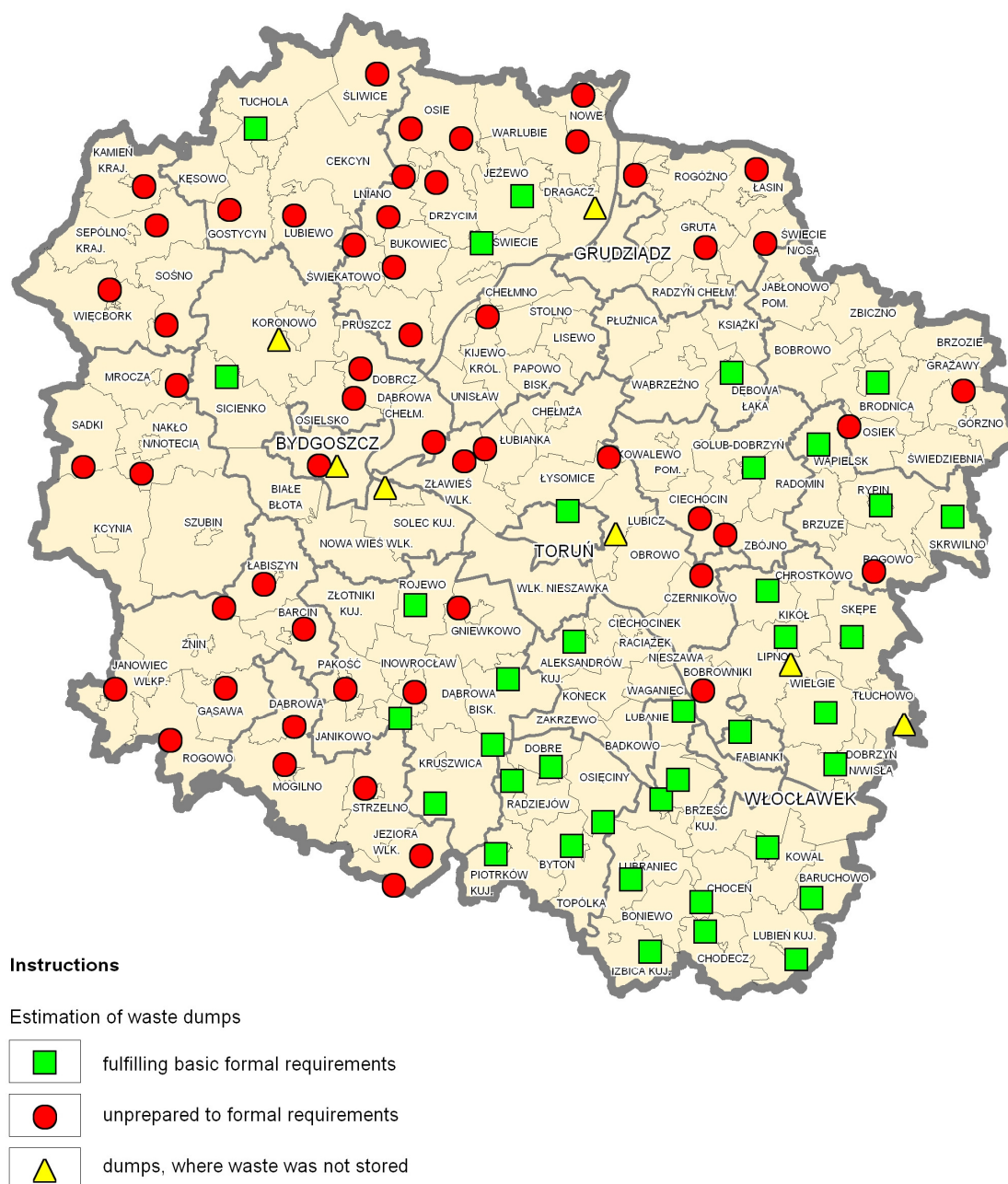


Picture 4. Water-sewage economy 2004

*Source: Kujawsko-Pomorskie Office of Spatial and Regional Planning in Włocławek*

Positive changes can be observed in waste economy branch. The volume of waste produced in total by the region in 2004 was 2,6 million ton and diminished of 0,5 million ton in comparison to 2000. Counting for one inhabitant annually the volume of waste amounts as follows: 1,47 in 2000 and 1,23 tons in 2004. Municipal waste' volume in 2004 was 490 thousand ton, what for one inhabitant gives 236,9 kg (Poland 256 kg, average in EU-25 in 2001-518 kg). The most common method of municipal waste utilization in the region is still storage. There are 98 dumping grounds of municipal waste in all the voivodeship, of which 37 fulfil basic formal directives, 54 dumping grounds are not compatible to formal

requirements – picture 5. Only a very small volume of waste is directed to recycling – 9,8% (2004 according to WIOŚ in Bydgoszcz), which is of 8,2% more than in 2003.



Picture 5. Municipal waste economy, the state of 31<sup>st</sup> Dec 2005

Source: The analysis: Kujawsko-Pomorskie Office of Spatial and Regional Planning in Włocławek on the base of data of The Marshal Office of Kujawsko-Pomorskie Voivodeship Environment Department

Issues to solve include:

- limiting waste deposition in dumping grounds not compatible to directive 199/31/WE<sup>5</sup>,

<sup>5</sup> Dz. Urz. WE L 11 of the 16<sup>th</sup> of January 2003

- limiting waste neutralization by depositing,
- higher recovery level, recycling and neutralization in processes different than depositing

Emitting pollution to the atmosphere has still remained the main threat to the environment in the region, which main source is power industry (nearly 92% of total emission). Emission of dust and gas pollutants from the most troublesome industrial plants in Kujawsko-Pomorskie Voivodeship amounted in 2005 in reference to Poland's scale to 6,4% and 3,2% respectively. It placed the region on 10<sup>th</sup> position in the country. Emission of dust and gas pollutants in recent years (1999-2004) has been falling down systematically, with the exception of 2004. In 2004 (WIOŚ, 2005) it was emitted to atmosphere: 10,3 thousand Mg of dust in total (of 0,6 thousand Mg in reference to 2003) and 73,1 thousand Mg gases in total (of 2,4 thousand Mg more in regard to 2003). Despite investments reducing emission, the quality of air in the most industrialized parts: Bydgoszcz, Toruń, Włocławek, Grudziądz, Świecie, Inowrocław, Janikowo and Barcin has still remained problematic. Another issue to solve is emitting pollutants caused by increasing number of cars.

### ***Natural threats***

The most serious threats from natural environment in the region are floods. They mainly occur in the valleys of Vistula, Noteć and Drwęca Rivers, also in the valleys of their tributaries. Frequent intensive rain falls occurring in recent years, particularly flood run-off during spring snow melting, cause rapid water level growth and flooding arable lands and also frequently inhabited and farm buildings.

Włocławek Water Reservoir is a potential flood threat in the Vistula River Valley (capacity 408 million m<sup>3</sup>). The threat elimination requires limiting erosion processes below front dam of the reservoir, proper level of „good water” at its base. This kind of protection requires backwater of the Vistula by water jump localized nearby Nieszawa.

Effective protection of usable grounds, civilians and their property requires maintaining equipment and anti-flood infrastructure objects in the best technical conditions, their systematic monitoring, repairs and modernization.

The problem of collecting disposal water resources for drought prevention during plant vegetation period in the most fertile areas of the region, Kujawy and Pojezierze Chełmińskie, the lands of high farm production, require solution as well.

### ***Environment-friendly energy***

The region of Kujawy and Pomerania is not a significant producer of electric energy obtained from solid fuels. The network of electricity power stations and high, medium and low voltage transfer lines is relatively well developed. However, the power lines were built in the years 1960-1980 and are not entirely adjusted to constantly growing electric power requirements of Kujawsko-Pomorskie Voivodeship. The lines are being modernized one by one within the financial capacity of power distribution companies operating in the voivodeship.

The increasing estimated energy usage, growing costs of exploitation and modernization of energy lines as well as researching activities for environment protection are forcing to look after new, environment friendly energy sources.

The Development Strategy for Kujawsko-Pomorskie Voivodeship for the years 2007-2020 postulates actions within the range of obtaining energy from renewable resources. In 2006 in Kujawsko-Pomorskie voivodeship there were 103 active wind power plants, 50 small water power plants as well as a water power plant in Włocławek with the highest power level of 162 MW. Biogas, produced among others on the municipal wastes dumping grounds in Toruń, Bydgoszcz, Grudziądz and Świecie, is also used for energy production

Biomass is also used for energy production. Proper management of biomass (organic wastes, animal droppings, plants of high energy output incl. willows, birches, poplars) and municipal wastes may effectively supply the energy balance. Currently in Poland biomass used in the power industry originates from two economy sectors: agriculture and forestry.

The region can use the resources of thermal underground water. At present it is not used for power energy purposes due to high mineralization level and hence high chemical activity, which is a definite barrier for its use. However, geothermal waters are widely used in balneology and industry.

Bearing in mind the reduction of natural environment pollution, gasification of cities and villages is being developed. The length of the network of gas pipelines on the grounds of the voivodeship amounts to 1107 km of high-pressure gas pipelines and 2069 km of distribution network. Gasification level amounts to approx. 52% and concerns 45 cities and municipalities.<sup>6</sup> However, all investments concerning the development of gas infrastructure must be based on economic investment efficiency.

### ***Nature protection***

The area of the voivodeship territory under legal protection takes up 32,4% of total. System of protected zone includes: 8 landscape parks, 31 landscape protected areas, reservations, ecological areas and other protected forms. Rationalization of our attitude towards nature requires strict actions according to principles of balanced development, maintaining and enriching ecological system of the region and popularising ecological awareness among the inhabitants of the region.

## **2.1.4.Social infrastructure**

### ***Educational infrastructure***

Access to education services within primary and secondary education in the region shapes likewise in the rest of the country, frequently determined by school network density, character of settlement etc. Permanent drop in birth rate is reflected in diminishing number of pupils in primary schools, which will soon affect post-primary schools. Reaching maturity age by youth of the last population growth is illustrated by increasing number of post-primary schools graduates. Within that group the graduates of secondary high schools and post-secondary graduates distinguish, while the graduates of basic vocational and high vocational schools are in minority.

Lowering birth ratio, migrations of inhabitants within big towns and their suburban zones, implementation of education system reform create new map of needs for educational objects. There are areas ,where schools are closed down and at the same time newly settled

---

<sup>6</sup> More information on gasification and energy conditions in the voivodeship contains the Spatial Development Plan for Kujawsko-Pomorskie Voivodeship.



areas in big cities of the region and new urban suburban areas, where we can observe lack of educational institutions. Schools are less numerous what makes students commute to schools in organized way and therefore create new social and protective-educational tasks.

School education conditions in the voivodeship are on average good, however, there are objects requiring improvement. Majority of school buildings are equipped with gym halls, but only half of them are of sufficient standard. Relatively few schools possess well arranged sport-yards and other facilities proper for sport development. Only about 40% of primary schools and 30% of post-primary schools are equipped with canteens. Recent years brought significant progress in school computerisation. In school year 2004/2005 the number of primary schools equipped with computers was 90,9%, junior high schools – 79,5%, secondary high schools – 67,2%, but basic vocational schools only 23%. Despite high rate of computerisation majority of school subject classrooms are not equipped with multimedia devices enabling applying modern teaching techniques. Conditions of vocational education are defined as difficult. Labs, subject classes and workshops' equipment does not present current technology state, what does not provide innovative professional training.

The region of Kujawsko-Pomorskie voivodeship had 21 post-secondary high schools in academic year 2005/2006, including 3 universities, in comparison to 2000/2001 their number doubled. In 2004/2005 about 4 thousand academic teachers were professionally active and total of 83 thousand students, over half of whom studied daily. Education conditions in post-secondary high schools are differentiated. Only few of them possess complete didactic base, proper library collections, reading rooms, labs and workshops, sport and social facilities.

General problems of educational infrastructure of all levels include:

- insufficient technological state of numerous schools, didactic halls, sports objects and facilities, protective-educational institutions, social objects, means' of transport condition used by commuting school children from rural areas,
- mainly used up, old-fashioned equipment of school labs, vocational work-shops, limiting applying modern didactic methods, gaining qualifications of modern labour market.

### ***Health protection infrastructure***

Access to medical services in the region, measured by numbers of inhabitants per one hospital bed in general hospitals and out-patients centres is lower than country average. In 2004 there was average of 227 persons per one hospital bed, what located the voivodeship in 11<sup>th</sup> position in the country. The region possesses 59 total number of working health centres<sup>7</sup>, including 32 generals hospitals (24 public and 8 non-public), located rather regularly (one hospital in every district-county), but of different standard. Specialist health care infrastructure develops mainly in Bydgoszcz and Toruń.

Actual access to health service in the region is dependent not only on material base volume, but rather its technological condition, upgrading medical equipment, efficiency of life rescue work and financial support of health care.

Basic problems of health care infrastructure include;

- insufficient technological condition of institutions enabling implementation of proper

---

<sup>7</sup> Acc. to: Statistical Bulletin of Healthcare in Kujawsko-Pomorskie Voivodeship in 2005, Public Healthcare Centre of Kujawsko-Pomorskie Voivodeship in Bydgoszcz, Bydgoszcz 2006.

treatment and care standards,

- lack of modern therapeutic equipment,
- lacks in material-technological accommodation of hospitals to co-operation within the range of active regional rescue system.

### ***Infrastructure of social aid***

Growing number of post-working age region inhabitants indicates the necessity of strengthening infrastructure responsible for protection services. There are 48 social aid houses functioning in the region with 4 271 places. The other problem is to provide children and youth protection, despite increasing participation of care in family institutions. Kujawsko-Pomorskie has 25 centres of 24 hour care, with 1 146 places. Both types of institutions indicate insufficient technological condition, which is an obstacle in providing services according to standards.

### **Infrastructure of culture**

Access to cultural institutions and the level of their advantage have been changing with time and indicate diversity in the region space. Institutional base of cultural activity is provided by: theatres (10 in all), musical institutions, museums and galleries, libraries, houses and culture centres (over 130), cinemas. It is a resultant, on the one hand, of society aspirations and on the other hand, possibilities of maintaining their activities and development. Numerous institutions of cultural activity animation, formerly belonging to self-government have been commercialised. Some of them nearly disappeared in their former shape, e. g. cinemas, which appeared in form of multiplexes, mainly in big cities.

The main problem of majority of cultural institutions in the region, particularly in rural areas and small towns is the decapitalisation of objects and their equipment.

### ***Cultural heritage***

Rich region's past is illustrated by diversity of cultural heritage. Prehistory of Kujawsko-Pomorskie lands is documented by numerous archaeological monuments, including ancient settlements and cemeteries. The last 1000 years have been represented by preserved architectonic objects, characteristic for different times, including a great number of sacral architecture, defensive architecture, residential one, examples of historic industrial building, transport and hydro-architecture. Old urban systems, including Medieval and rural ones have preserved. Precious material culture objects are collected in many collections and museums. About 2,6 thousand objects and historical treasures are listed in the historic monuments' register, including about 170 archaeological monuments. The city of Toruń is enlisted into The World Culture and Nature Heritage of UNESCO, which includes in Poland 12 objects, urban-architectonic complexes and unique natural systems. Rich and diversified traditions and spiritual culture phenomena are represented in variety of cultural activities. It presents cultural identity of the region, unfortunately is not fully used for social-economic development of the region, particularly development of tourism.

The basic issues conditioning proper making use of cultural heritage treasure for contemporary needs are:

- bad technological condition of numerous objects (complexes) of historic architecture



and other objects of material culture, diminishing to a high extent their historical and cultural values, limiting their accessibility, in case of buildings using them for new purposes,

- limited possibilities of exhibiting numerous objects and museum collections,
- promotion of cultural heritage as tourist attraction.

## **2.1.5. Economy and innovations**

### ***Economic subjects***

At the end of 2005 187,2 thousand of economic subjects were registered in domestic national economy register REGON in the area of the voivodeship. They represented: 2,7% agriculture, forestry and fishing, 20,2% industry and building, 69,5% market service and 7,6% non-market service. According to ownership 96,6 of subjects were in private sector, and in 80,4% belonged to physical persons.

In structure according to volume, 95,3% of their total number represented micro-enterprises with employment not exceeding 9 employees, 3,7% small enterprises (10-49 employees), 0,8% medium size enterprises (50-249 employees) and 0,12% enterprises with 250 and more employees. In the years 2002-2005 general number of economic subjects did not change substantially, growth of 1,4% was noted. At that time a number of small enterprises grew of 11,6% and only of 1,1% a group of micro-enterprises, whereas medium size and big enterprises indicated the diminishing tendency, adequately 95,7% and 81,9% of 2002 state. Among the basic barriers against small and micro enterprises<sup>8</sup> development, mentioned by entrepreneurs of the voivodeship are the following:

- defined as excessive administrative requirement during enterprises' registering, temporal suspensions of their activities,
- excessive number of regulations concerning economic activity conditions, not distinguishing the enterprises according to their sizes or profiles,
- lack of sufficient own financial means to initiate and develop the activity,
- lack of prepared (planned and technologically equipped) investment areas.

Moreover the other obstacles indicated by entrepreneurs included: high cost of labour and capital, current regulations concerning investment localization (spatial planning), lack of guarantee for foreign economic co-operation.

Spatial configuration of subjects shows their concentration in cities, about 80% of total, in it half in 4 biggest towns of the voivodeship (Bydgoszcz 25,2, Toruń 13,5, Włocławek 7,7%, Grudziądz 4,8%). Counting for 1000 inhabitants 126,9 subjects were located in Bydgoszcz, 121,1 in Toruń, 119,7 in Włocławek, but did not exceed the number of 70 subjects for 1000 inhabitants in countys: Wąbrzeźno, Lipno, Chełmno, Tuchola, Sępólno, Mogilno, countys with clear farming character of their production. Resources, particularly agricultural and wood, tourist values are favourable factors for supporting at that area farming industry, tourist service, extra- farming work places.

Participation of foreign capital was indicated in 1361 commercial companies, 2,6%

---

<sup>8</sup> Conditions of enterprise development in the voivodeship were the subject of diagnostic analysis made for needs of Regional Strategy of Innovation of Kujawsko-Pomorskie Voivodeship until 2015

of total companies in Poland. The above can be interpreted that the region was perceived as not attractive for investment, or that undertaken promotion actions are not effective<sup>9</sup>. It is believed that the most crucial barrier for foreign investment localization in the region is its difficult access, lack of connections with the area by roads of motor-way class, express roads, air connections. Until recently such a barrier could have been lack of attractive for foreign capital investment areas. Lately the authorities have made available investment area of Pomeranian Special Economic Zone in Łysomice near Toruń.

### ***Industry***

In 2004 regional sector of industrial economy concentrated 5,5% of country employment (7<sup>th</sup> position in the country) and provided 4,7% of total sold industry production value (8<sup>th</sup> position in the country), whereas counting the value of sold industry production per 1000 inhabitants it was located on 6<sup>th</sup> position of country voivodeships.

Branch industry structure includes, apart from traditional farming-grocery processing branches like: chemical, cellulose-paper, furniture production. Electromechanical industry undergoes deep transformation. Some of its branches have disappeared, whereas the others connected with telecommunication and computerisation started developing, basing on the latest electronics and informatics achievements, possessing own scientific research base or connected with R+D sector institutions.

Definitely the majority of enterprises representing traditional manufacturing branches show passiveness in individual building pro-innovation relations with scientific research institutions and the centres of business support<sup>10</sup>. The mentioned passiveness of enterprises is determined to a high extent by limited possibilities of financing pro-innovative actions strengthening their market position. The above opinion refers to the other side of the relation as well. Institutions of R+D sector and business support sector also show moderate activity. The problem is inability of interactive mechanisms of connections between enterprises and pro-innovation support institutions.

### ***Services***

Services are the main source of added gross value – 65,1% in Kujawsko-Pomorskie. In 2004 the employees of market services were 33,2% and in non-market services 18,7% of all the employees. However market mechanisms decide of this sector development, there is a segment in it, which development level is estimated as insufficient, and which supports all economy in its competitiveness improvement. It is represented by service institutions creating so called business surrounding. It is believed that they are developed to a sufficient degree in main centres of the region ,in Bydgoszcz and Toruń, but poor and even very poor in the rest of district towns of the region.

### ***Agriculture***

Agriculture of Kujawsko-Pomorskie Voivodeship (province) has advantageous

---

<sup>9</sup> Presentation and evaluation of international cooperation and promotion of the voivodeship is included in the study Analysis of Social and Economic Development of the voivodeship in the years 1999-2006, Regional Analyses of Kujawsko-Pomorskie Voivodeship, Toruń 2006.

<sup>10</sup> Detailed results of analysis in this field are included in: Regional Strategy of Innovations in Kujawsko-Pomorskie Voivodeship until 2015, Toruń 2004

natural conditions for production, relatively suitable technical equipment, tradition and high culture of labour. In 2004 r. the arable lands area in farmsteads equalled 1051,2 thousand ha. what was 58,5 % of total area and 6,4% of those arable lands in the whole country (7<sup>th</sup> place, on that score, among voivodeships).

In the region's arable lands structure 88,2% of area is covered by croplands and owing to that share Kujawsko-Pomorskie Voivodeship excels in the country. The participation of employed in voivodeship agriculture amounted 18,1% compared with 16,9% in the country ( 2004).

In 2002 the number of farmsteads in the region equalled 116 thousand (including 36,5 thousand of allotments and 79,5 thousand of farmsteads with arable lands area exceeding 1ha.) which constituted 3,9 % of all farmsteads in the country. An average area of 1 farmstead (excluding allotments was 15, 1 ha., whereas average area of arable lands assigned to 1 farmstead equals 13,73 ha. Trend to increase the number of great farmsteads with arable lands area of 15 ha. and bigger, which already in 2002 constituted 24,5 % of farmsteads (above 1ha.) total number ,enhances in the region.

Ecological agriculture – the production direction supported within Common Agricultural Policy develops in the region. At present farmsteads producing “ecological” fruits of the earth constitute 0,12% of farmsteads total number (1,7% in EU).

The distinctive trait of Kujawsko-Pomorskie Voivodeship agriculture is high degree of yield of marketable produce. It is excelling producer of staples for agricultural-food processing, but not the excelling processor of those staples. Dissatisfying condition of local agricultural-food processing is noticed as a problem which effective resolving may become a source of new employment non farming places.

### ***Research – development and innovating activity***

The number of employee in research and development activity in Kujawsko-Pomorskie Voivodeship was 4718 persons in 36 units in 2004, whereas correspondingly in 2000 – 3150 persons in 38 institutions. Those employees constituted 3,7 % of employed in that branch all over the country. Kujawsko-Pomorskie was, on that score, placed 9<sup>th</sup> in the country.

Regional capital investments for research-development activity equalled 2,3%.of such expenditure in the whole country. For inhabitants of the voivodeship that was per capita only but 58 PLN, whereas correspondingly for country inhabitant – 135 PLN. That quota placed the voivodeship 9<sup>th</sup> in the country. The capital investments, mentioned above, constituted in the region scarcely 0,25% of General Domestic Product, while relating country average capital investments equalled 0,56% GDP (2003- 10<sup>th</sup> place).

In 2004 R+D activity in the region was financed in 59,1% by economic subjects, in 33,8% from national budget and by foreign funds in no more than 2,9%.

Kujawsko-Pomorskie Voivodeship has significant scientific-researchers environment in the country scale in the scope of basic sciences, both social and natural, however to a smaller extent in the field of technical sciences directly applied in economic practice. Nevertheless, it seems that not only peculiarity of that environment cause estimation of its relations with regional economy as insufficient. The barriers to more effective committal of regional R+D sector in economy development are following:

- lack of conviction among considerable part of the sector representatives about the effectiveness of their pro-innovative influence on economy, lack of good experience

in that sphere,

- slender promotion of scientific achievements applicable in practice,
- stiff access to financial resources for applied researches, lack of experience in striving for resources in economy,
- present model of academic career,

On the economy part, those barriers are:

- low awareness level of requirements and innovative feasibilities in enterprises,
- limited capabilities of companies to finance pro-innovative initiatives.

The present situation when relatively small number of products stand out due to their modernity or are in wide demand on consumer market results from current dissatisfying level of innovation in the regional economy.

### **2.1.6. Tourism**

Kujawsko-Pomorskie Voivodeship is the region of recognized tourist attractiveness, determined by natural values and sources: great forests complexes, lake districts, navigable rivers and curative mineral-waters sources. Most valuable areas and objects are under the legal protection as nature reserves and landscape parks. Well preserved examples of Mediaeval urban development, presented by the oldest among Polish towns Chełmno and Toruń, historic monuments of Romanesque architecture- rare in that part of Europe, historic monuments of Gothic architecture- particularly fortified connected with presence in those territories the Teutonic Order, unique military fortress from the 19<sup>th</sup> century, archaeological historic monument exposed attractively- are distinguished with high values for tourism. Numerous, marked by tradition cultural activities, particularly musical, theatrical, fine art production, folk culture presentations gain approval of wide audience.

Night's lodging base reserves and intensity of tourism movement placed the voivodeship 8<sup>th</sup> in the country. The region's participation in national tourism movement, on the score of night's lodging places number equalled 4,4% (9<sup>th</sup> position), number of provided night accommodation –4,5%, and number of visitors availing of accommodation in tourist lodging objects –4,0% (11<sup>th</sup> position).<sup>11</sup>

In Kujawsko-Pomorskie Voivodeship three health resort centres, mainly on the base of mineral water sources; Ciechocinek, Inowroclaw and Wieniec Zdrój are open. Mineral waters are also exploited in Grudziądz. Hotel reserves of resort health service supply about 4,8 thousand places what equates approximately 15,5% of country reserves. Resort health service specialist base is in numerable segments technically obsolete and used and does not ensure competitive level. The above opinion refers also to resort infrastructure associated with health service base, in particular to recreation and cultural-entertainment activity arrangement (spring parks, twig towers and others).

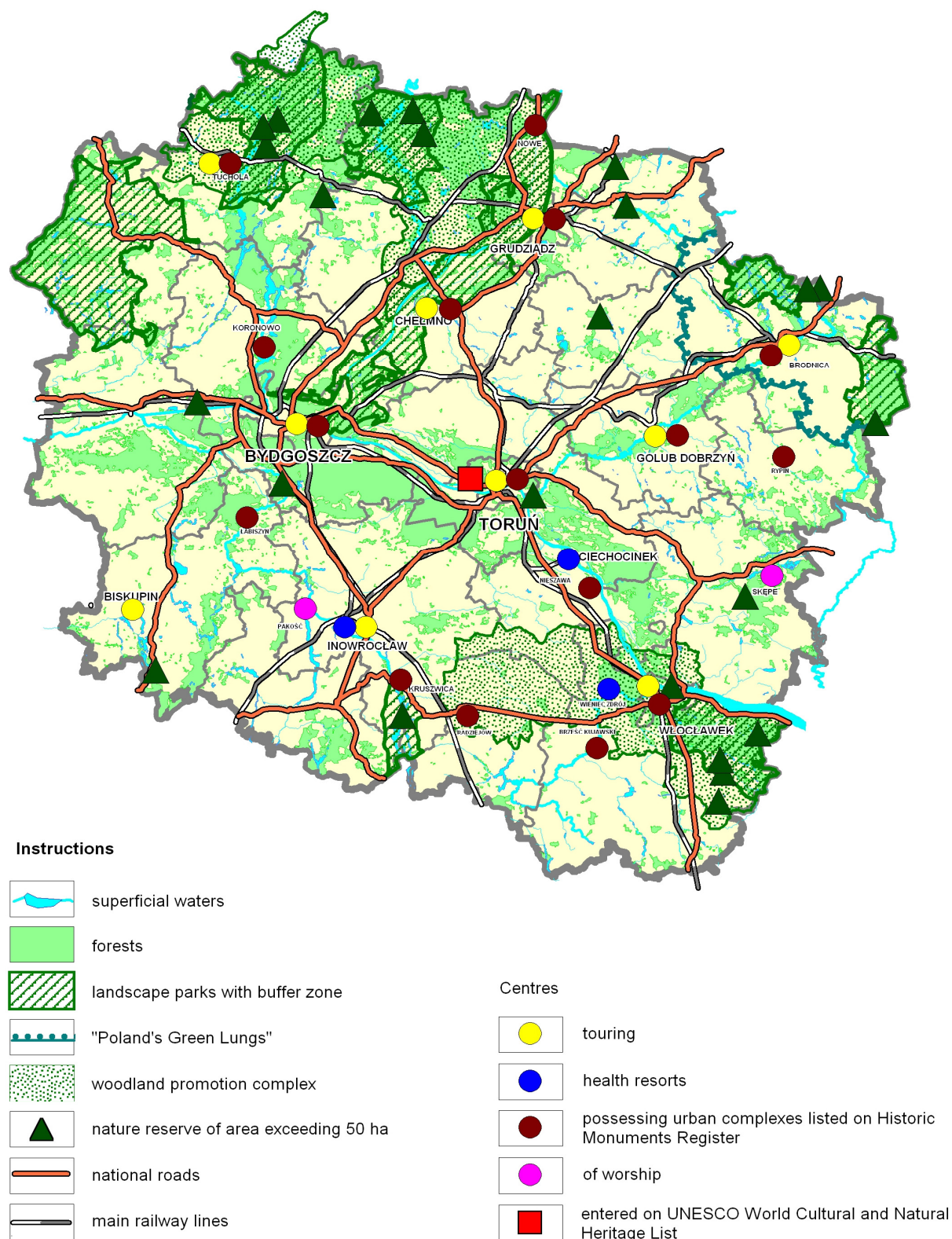
It is considered that, voivodeship tourist attractiveness is at present not fully exploited as its development factor. Among the main problems of tourism development in the region the following are specified:

---

<sup>11</sup> Specification data and diagnostic information concerning tourism are contained in studies works and the document entitled "*Strategia Rozwoju Turystyki Województwa Kujawsko-Pomorskiego*" of 2004.

- low effectiveness of tourist products promotion: recreation, health resorts, tourist and sightseeing centres, historic architecture and others objects of cultural heritage, reserves and unique monuments of nature, objects of cultural activity,
- low maintenance level of woodlands, rivers and lakes for various forms of recreation and specialist touring,
- shortage of highest world standard hotel base
- inaccessibility of city-centres to motorized tourists.

Progress in the subjects mentioned above, can essentially increase the number of visitors in the region and stimulate widely meant tourist services sector.



Picture 6. Natural-culture resources and values.

The source: Elaboration of Kujawsko-Pomorskie Spatial and Regional Planning Office in Włocławek on the base of Spatial and Regional of Kujawsko-Pomorskie Voivodeship Plan.

## **2.1.7. Human resources**

### ***Demographic situation***

At the end of 2005 Kujawsko-Pomorskie Voivodeship was inhabited by 2068,3 inhabitants. That community is characterized by slight asymmetry in gender: for statistic 100 males falls 107 females. Dynamic view of voivodeship inhabitants age structure shows decreasing number of population in pre-working age and increasing the groups being in working and post-working age. Changes in population structure indicate tendency to its ageing and simultaneously to life expectancy of Kujawsko-Pomorskie residents extension. In 2004 average life extend equated 70,6 years for males and 78,6 years for females and was longer than in 1999, in which equalled correspondingly – 68,5 and 77,2 years.

The voivodeship is the region of decrease population. For many years decreasing trend of birth-rate has occurred here and the present birth-rate number only slightly surpass the mortality-rate. The slight population increase is reduced by migration outside the voivodeship borders „debit balance”, as a result of which the region’s population number for more than ten years has sustained at the level about 2068 thousand inhabitants. The present population indices persistence can cause, that the Central Statistic Office demographic prognosis, forecasting slender population increase in 2015 (101,1% in relation to 2000) will fall short. Undoubtedly, in the forthcoming decade, according to the prognosis, the population in pre-working age number downward tendency will persist and in 2015 this population group will equall - 19,5%. Interim, till 2010 the population group in working age number will increase, but already in 2015 it is provided to be congruent with that of present day.- 62,3%. The prognosis assume well-marked increase of population number in post-working age group, which is forecast to 18,3% in 2015.

The present demographic occurrences, the region’s population development forecast are the data to define essential guidelines for social and economic policy:

- Approaching demographic decline demands caution in planning and supporting new investments in the sphere of primary schooling and enhancing institutions of post-secondary education.
- Actions for stimulating population group in working-age, which accessory in total population number during the forthcoming several years, will be continuously high, are indispensable. In particular initiatives diminishing incompatibility of persons casting about for work professional dispositions and employers requirements are indicated e.g. permanent adult education.
- The increasing trends towards accessory of post-working age group in total population and life expectancy extending point out the specified requirements of aged people increase.

### ***Education level***

The voivodeship inhabitants structure by education, despite its positive changes, which have occurred after 1988, continuously classify the voivodeship to the group of low educated population regions. In 2002 (after General Public and Housing Census) Kujawsko-Pomorskie v. having 8,6% of higher educated persons was in 13-14<sup>th</sup> place in the whole

country(1988; 5,3%), whereas the accessory of that category in total national population equalled 10,2% and the average for fifteen EU countries was about 20%.

Table 4. Population of age 15+ structures by education level.

Education level	Voivodeship Kujawsko-Pomorskie		Poland
	1988	2002	2002
Higher	5,3	8,6	10,2
Secondary	22,4	30,0	32,7
Basic vocational	26,6	28,0	24,1
Primary	41,2	30,1	28,2
Other	4,5	3,3	4,8
Total	100,0	100,0	100,0

Source: General Public and Housing Census of 2002 .

The urban residents of the voivodeship characterized with remarkably higher percentage of higher educated persons 11,4% (rural areas 3,7%) and having secondary education 35,9% (rural areas. 19,6%), whereas villages 'residents by basic vocational- 31,7 % (urban areas 25,9%) and primary 41,0% (urban areas23,8%). Remarkable education-level increase concerns mainly the group of the recent population explosion. In 2004 the gross index in higher education age youth schooling attendance amounted 39,6%.

Against the background of urban inhabitants education structure changes, which occurred during 1988-2002, very positive changes in rural areas population of voivodeship education structure, should be stressed. In that period the percentage of villages inhabitants having post-primary education increased from 38,9% to 54,9% (including higher education from 1,7% to 3,7%. Unfortunately, it does not correlate with economic activity enhancement, particularly non agricultural, in rural areas.

General increase of population education level does not bring the desired changes in labour marked, reduce unemployment. In the structure of persons casting about for work in Kujawsko-Pomorskie Voivodeship, occur as well secondary educated as graduated ones. Simultaneously, professionally disposed workers, particularly of technical and connected with building professions are desired.

One of the main problems related to education, especially on secondary and higher level, is its directing to the labour market requirements. The professional qualifications desired in the labour market structure variability is significantly greater, than capacity of particular schools for preparing relevant education offer. The increase of adaptation capacity of schools to teaching compatible with the present and future labour market requirements is required. Directions of education can be determined based on the analysis of labour market combined with the monitoring of scarce and high demand professions done by the Labour Office of the Voivodeship in accordance with the Regional Action Plans for Employment in a given year. Education and professional trainings of the inhabitants in the region should be conducted in accordance with the Programme for lifelong learning.<sup>12</sup> Currently, according to analyses of the Voivodeship Labour Office in Toruń for 2006 in comparison with the same period in the previous year a reduction of unemployed was observed in the majority of

<sup>12</sup> Decision no. 1720/2006/WE of the European Parliament and European Council of 15.11.2006



professional groups. The biggest amount of unemployed in Kujawsko-Pomorskie Voivodeship was observed among industrial workers and craftsmen.

### ***Labour market***

In 2004 total employed number in Kujawsko-Pomorskie Voivodeship equated 640,0 thousand persons, what constituted 5,16% of total employed in the country. For statistic 1000 inhabitants 309,4 were employed and this ratio placed the voivodeship 8<sup>th</sup> in the country. 18,5% of total employed worked in farming, forestry and fishery, 29,6% in industry and building industry, in market services 33,2% and non-market services 18,7%. Employment regional population ratio 43,8% was approximate to the national quantity 44,3% and gave the voivodeship 8<sup>th</sup> place in the country.

The voivodeship ranks to the regions with high unemployment level in total country scale. That is the consequence of former economic system restructuring, population age structure and also inefficiency of actions for balancing regional labour market.

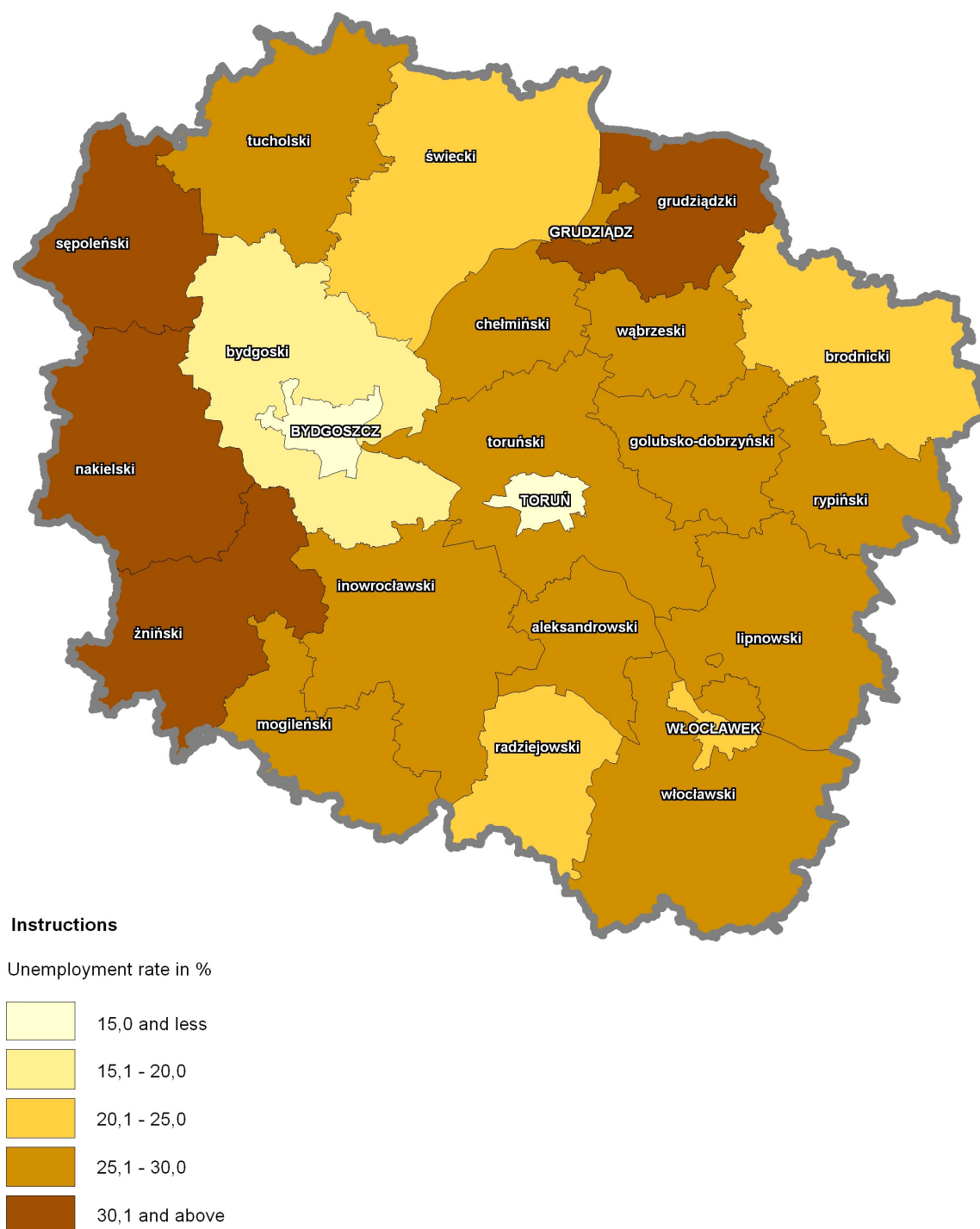
At the end of 2005 188,0 thousand unemployed were registered in Toruń Voivodeship Employment Office. That is of 11,5 thousand less, than a year earlier. Unemployment rate in the voivodeship at the end of 2005 equalled 22,3% and slightly but steadily decreases.

In spatial configuration the lowest unemployment rate occurs in Bydgoszcz-city – 10,7% and Toruń –12% and the highest in the countys: grudziądzki ziemski-32,4%, żniński-32,2%, nakielski- 32,0%, sepoleński- 30,4%.

Unemployment in Kujawsko-Pomorskie is characterized by:

- high unemployment level of females- 55,2% of total unemployed,
- high unemployment level in rural areas – 44,5 % of total unemployed,
- high accessory of young people in unemployed group– 23,3%,
- high accessory in unemployed group of persons staying without job longer than 12 month - 50,8%,
- low level of unemployed professional qualifications – 71,4% have no higher education, than general vocation level.

Among unemployed inhabiting rural areas females, constituting 54,5% of that population, prevail.



Picture 7. Unemployment rate in 2005

The source: Elaboration Kujawsko-Pomorskie Spatial and Regional Planning Office in Włocławek on the base of Voivodeship Employment Office in Toruń data.

### ***Social diversity in the region***

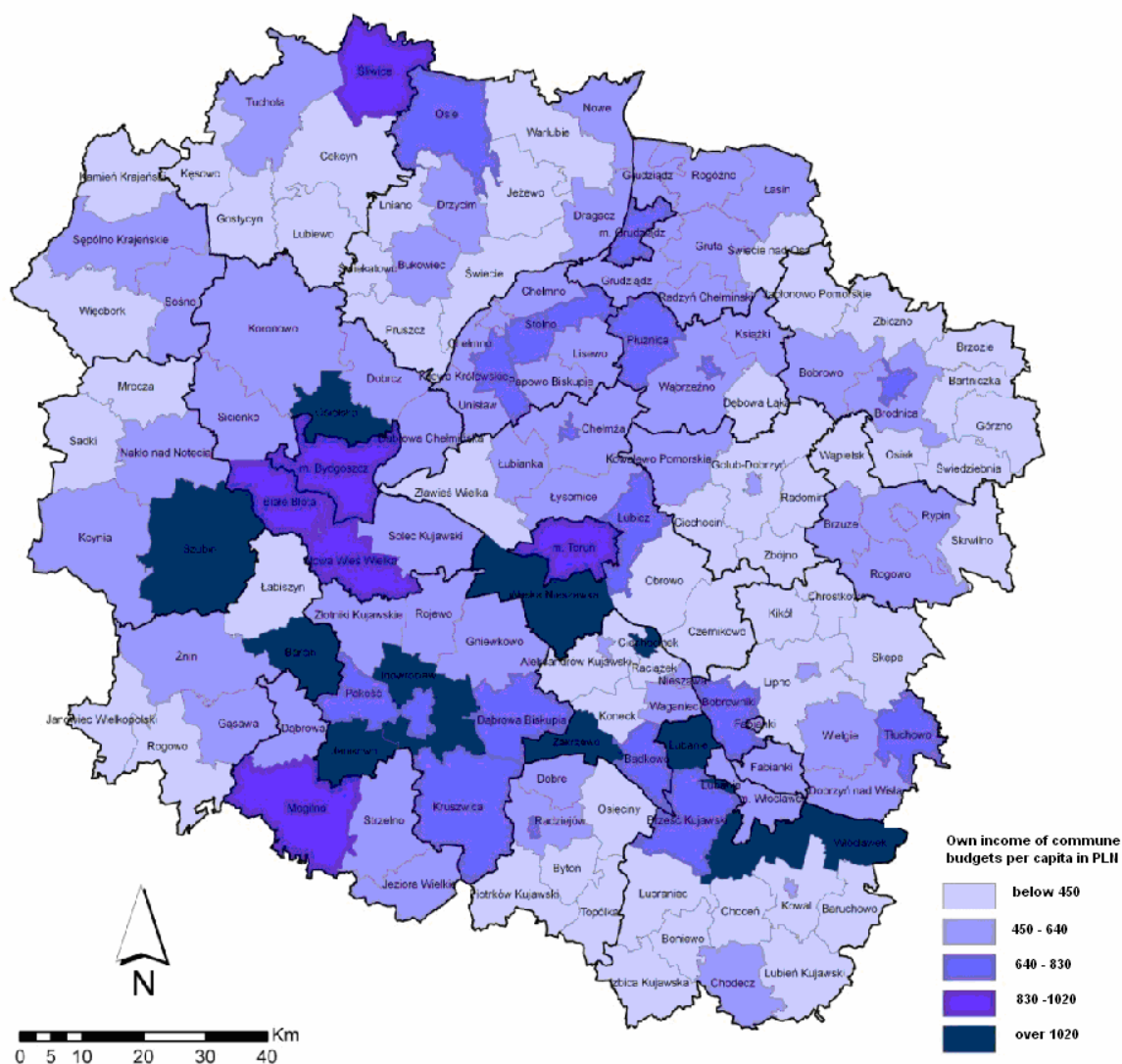
Social and economic diversity in the voivodeship results from its natural conditions such as: geographic location, natural conditions, soil richness as well as from its tourist values and activity level of residents. It is also connected with the work and management culture. Visible are also historical and cultural factors, economic traditions as well as the

impact of social, political and economic changes

Very important is the structure of settlement network and the system of functional and spatial relations between regional and local development centres and rural areas.

Important is also the present social and economic structure of a given area, its communicational accessibility and direction of ongoing changes, including the process of marginalization of some rural areas.

The diversity inside a region can be reflected in communes' own income per capita.



Picture 8. Own income of commune budgets per capita in PLN.

Source: Study of the Department of Strategic and Economic Planning of the Marshall Office in Kujawsko-Pomorskie Voivodeship.

## **2.1.8. The spatial aspects of social-economic development**

### ***Rural areas***

Rural areas<sup>13</sup> in Kujawsko-Pomorskie include 95% of the territory and are inhabited by 38% of the voivodeship population. The arable lands, being the base of agricultural production, predominate in the rural areas structure covering 60,7% of total acreage.

Considering rural areas participation in voivodeship spatial structure, basic development problems listed in sector spectrum above, concern exactly those very areas.

Indicated basic issues of transport infrastructure, particularly road transport, are in majority characteristic for rural areas and substantially condition their inhabitants' life quality. Impracticable roads state, traffic congestion, a security threat by intensive road traffic affect equally both urban and rural areas residents. For inhabitants of rural areas, the present insufficient road infrastructure condition, means impeded accessibility to main urban services: education, cultural, health-care and the like centres.

Inferior road accessibility reduces attractiveness of localization investments sites designed at those areas.

In rural areas of Kujawsko-Pomorskie incompatibility of water supply system with sewerage and sewage-treatment occurs. While 80% of population in the country uses the water supply system, only 23,2% uses the sewage system. Moreover, it is estimated that approx. 60% of rural municipalities have bio-mechanical sewage treatment plants, mostly with sewage system covering only the communal village.

However, the network of municipal waste dumping grounds is satisfactory, barely about 25% of village households is included to organized waste neutralization system.

The areas insufficiently supplied with electric power occur in the voivodeship, what limits capacities to farm production intensifying and development of non-farm economic activity. The problem definitely does not concern urban areas. Gas-piping is inaccessible for rural areas habitants, excluding dozen to twenty local communes.

The condition of cellular telephony already provides communication within all region, nevertheless does not ensure Internet access, which for the most of rural area residents is difficult of available.

In recent years the significant progress in rural areas technical infrastructure implementation has been performed, among the others, by profitable using pre-access EU funds. However, there are still rural areas insufficiently arranged, on that score, in the voivodeship. The essential barrier for development of technical infrastructure network is its high cost in situation of buildings dispersion.

Social infrastructure in rural areas is characterized by higher undercapitalization, than in towns. It concerns mainly cultural institutions, but also schools, kindergartens, health-care institutions sports objects and facilities. Social infrastructure of higher than local level (including in-patient hospital service, post-primary school education) is generally localized in the nearest county centre, hence the level of its development is substantial for social service offer to rural areas residents.

The category of rural areas defined above comprise also woods and aquatic areas. They are penetrated by recreation tourism and constitute the base for further development of tourist services in those sectors.

Rural areas of the voivodeship, although economically exploited, distinguish with high natural values, therefore are sensitive to threats, particularly from the economic

---

<sup>13</sup> Rural areas meant as being outside cities administrative borders.

activity. The progress made recently in environment protection infrastructure development, both in towns and village localities, diminished detrimental impact of industry and municipality on those areas. Potentially the most endangering to environment of rural areas in the voivodeship are industrial swine fattening and opencast lignite mining, proposed in the southern part of the region.

### ***Urban areas***

There are 52 towns, occupying 4,6% of the area, inhabited by 61,7% of population in the voivodeship.

Initiated in Middle Ages urban structures of majority of region towns are not fully adapted to their modern function requirements. Problems of adaptation are particularly troublesome as far as road connections are concerned. The main roads are traditionally situated in town centres. Only very few possess ring roads for inter-regional transit (Toruń, Wąbrzeźno, Szubin, Nakło). In case the biggest cities of the region lack of express roads is most problematic. Traffic congestion in central parts of towns lowers the efficiency of public passenger transport, is a source of danger for the residents and historic architecture.

However, not all towns are fully equipped with municipal infrastructure, they do not create significant threats for natural environment. More dangerous for urban areas residents are pollutants' emission to atmosphere, particularly smog emissions of households and more rare industrial pollution.

Long and varied history of many region towns is written not only into their urban arrangement but also their architecture and land using. As a result of different past events, a part of urban areas, both ground and building distinguishes today by significant degradation and requires restoration and in frequent cases social-economic revitalisation. It often concerns architecture examples of high historic and architectonic values, areas after industrial and military ownership. In many cases there are central parts of towns, today used extensively, inadequate to their locating in town plans, historic and architectonic values.

A kind of urban architecture, characterized by substantial exploitation level is communal dwelling architecture. In 2004 communal dwelling resources constituted 9,5% of total dwelling resources in the voivodeship, i.e. 63,2 thousand flats. Nearly half of them (48,7%) is situated in buildings erected before 1945, often located in the area of low technological infrastructure standard.

Specific characteristics of the biggest cities in the region is housing architecture erected in big board technology. The oldest complexes are characterized by technical exploitation and require modernization. They are often equipped only with basic services, concentrate unfavourable social phenomena, frequently of pathological character. Concentration of actions on problem areas will allow to counteract the effect of social exclusion of some groups, which due to difficult situation on the labour market were thrown to the margin of society.

It is estimated that about 85 thousand households in the region do not possess a flat, including numerous households with low income, belonging to the group of particular needs.

### ***Settlement system***

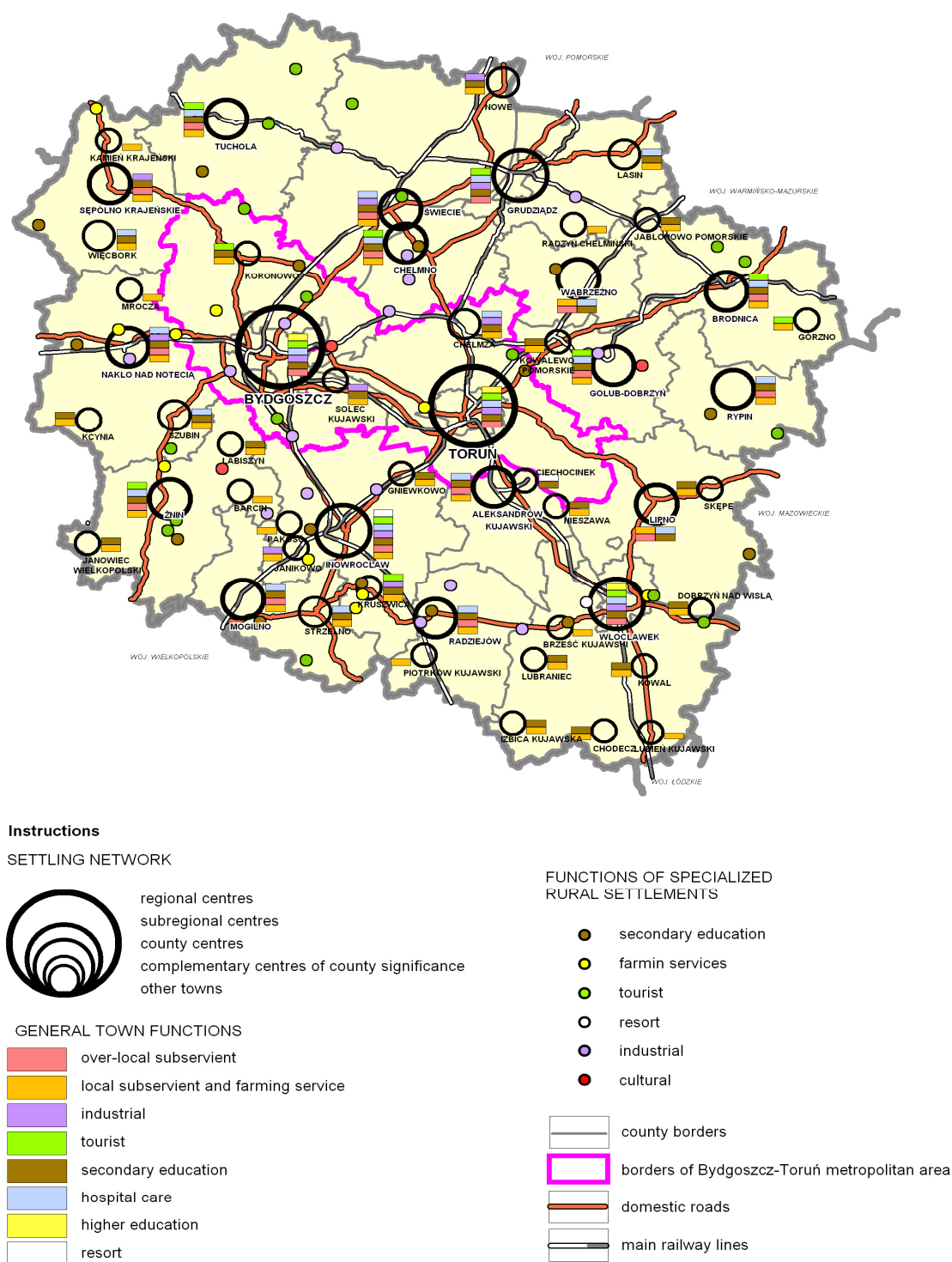
Kujawsko-Pomorskie Voivodeship is characterized by polycentric settlement structure, which is profitable for development. The structure consists of relatively regularly

situated towns with clear hierarchy. Regional settlement system is based on two towns' complexes, situated centrally – Bydgoszcz and Toruń and the network of district towns (19). It is a system, which crucial centres, particularly county ones, are characterized by clearly shaped spheres of rural area servicing. They provide widely meant every day life services for residents, but the presence of services supporting local economy development and enterprise stimulating is represented insufficiently.

Recent years have been favourable for dynamic development of central towns of the region- Bydgoszcz and Toruń, urbanizing their surrounding, stimulating population growth, economic growth of suburban communes. To enlarge competitiveness potential within national settlement system self -governments of both cities and the voivodeship initiated the actions of building double-centre agglomeration, future metropolis, strengthening their functions of over-regional meaning, particularly post - secondary high school education, cultural, administrative and starting the work of the airport. Its extending is presently planned as well as improvement in transport between the two cities and their surrounding. The town of Inowrocław should join the agglomeration, as well.

Classified as sub-regional towns: Włocławek and Grudziądz are finalizing their transformation as formerly clearly industrial economic structures, developing service sector, including high schools.

The remained towns have been developing in different pace, dependent on various factors, mainly on abilities of economic base adaptation, shaped in former economic system, to new free market requirements. Efficiency of development policy of their self-governments is also significant.



Picture 9. Settlement network and economic conditions of development

Source: Analysis of Kujawsko-Pomorskie Office of Spatial and Regional Planning in Włocławek basing on The Plan of Spatial Arrangement of Kujawsko-Pomorskie Voivodeship

## 2.2. Analysis SWOT

### Technological infrastructure and environment

STRONG POINTS	WEAK POINTS
<ul style="list-style-type: none"> <li>– Dense and regularly developed settlement network,</li> <li>– centrally situated main cities of the region,</li> <li>– Bydgoszcz, Toruń, Inowrocław -important junctions of railway, road and air communication, (Bydgoszcz),</li> <li>– advanced building of broad band network, bases of informative society creating,</li> <li>– well developed electro-energetic network, gas piping of high voltage, power reserves in feeding-points,</li> <li>– good physiographic conditions for renewable energy development,</li> <li>– well developed infrastructure of water supply,</li> <li>– natural resources richness.</li> </ul>	<ul style="list-style-type: none"> <li>– Weak transport cohesion of regional centres- Bydgoszcz and Toruń,</li> <li>– exploitation of road surfaces, lack of adaptation to present traffic, low level of safety,</li> <li>– lack of ring-roads and express roads,</li> <li>– underdevelopment of public passenger transport, including municipal transport,</li> <li>– lack of common access to internet by broad bands, underdeveloped public e-services,</li> <li>– pollution of surface waters, particularly rivers and big lakes, despite systematic investment in improving water-sewage economy state,</li> <li>– big disproportion in sewage system in comparison to water supply system,</li> <li>– not sufficient usage of existing sewage-treatment plants,</li> <li>– low level of retrieving and neutralization of waste in other form, than storage,</li> <li>– limited abilities in transmission of electrical energy in rural areas,</li> <li>– high flooding threats in region rivers' valleys,</li> <li>– high deficit of water for agriculture in vegetation period,</li> <li>– insufficient technical state of council tenement buildings, including historic architecture,</li> <li>– shortage of council flats,</li> <li>– degradation of post-industrial and post-military areas,</li> </ul>
CHANCES	THREATS
<ul style="list-style-type: none"> <li>– Localization within trans-European road and railway transport routes,</li> <li>– realization of road investment – motor-way A-1, and other roads enabling connections within national and European structures,</li> <li>– access to Union means for technological infrastructure development,</li> </ul>	<ul style="list-style-type: none"> <li>– Delays in road investments, including building motor-way A-1, including the region within European surface,</li> <li>– negligence in investment aiming at improvements of railway infrastructure,</li> <li>– delays in investments for building water jump on the Vistula, below Włocławek.</li> </ul>



## Social infrastructure and human resources

STRONG POINTS	WEAK POINTS
<ul style="list-style-type: none"> <li>– Developing high school system, including two strong academic centres Toruń and Bydgoszcz and centre in Włocławek developing dynamically,</li> <li>– good access to permanent education in big cities,</li> <li>– strong centre of specialist medical services in Bydgoszcz,</li> <li>– centres of cultural activities of over-regional importance (e. sg.: Toruń, Bydgoszcz, Biskupin, Ciechocinek, Golub-Dobrzyń),</li> <li>– unique in national scale Medieval urban complexes, monumental objects and museum collections,</li> </ul>	<ul style="list-style-type: none"> <li>– Insufficient technological condition of social infrastructure: educational, health-care, social security, culture, particularly in rural areas,</li> <li>– lack of technological equipment in educational institutions enabling implementation of modern teaching techniques,</li> <li>– lack of modern therapeutic equipment in health-care institutions,</li> <li>– decapitalization of cultural objects and their equipment, particularly in rural areas,</li> <li>– high imbalance of the labour market, also in rural areas.,</li> </ul>
CHANCES	THREATS
<ul style="list-style-type: none"> <li>- increasing number of people with high education level,</li> <li>- demand for educated personnel with special technical skills,</li> <li>- increasing number of people in working age.</li> </ul>	<ul style="list-style-type: none"> <li>– Rise of education costs,</li> <li>– instable state policy towards health-care,</li> <li>– outside demand for region labourers,</li> </ul>

**Economy and innovations**

STRONG POINTS	WEAK POINTS
<ul style="list-style-type: none"> <li>– Diversity in economy structure,</li> <li>– good equipping big centres with business surrounding institutions,</li> <li>– important market position of industrial enterprises: chemical, cellulose-paper, furniture, food industry,</li> <li>– including the area into Pomeranian Special Economic Zone,</li> <li>– rich natural and traditional resort treatment resources,</li> <li>– rich natural resources and natural environment attractiveness for both, economy and recreation,</li> <li>– advantageous agrarian structure indicating trends to growth of big farms' participation</li> <li>– top positions in country scale in farm production and some branches of food industry.</li> </ul>	<ul style="list-style-type: none"> <li>– Poorly developed business surrounding institutions in countys,</li> <li>– weak connections between R+D sector with economy,</li> <li>– low outlay for R+D activity,</li> <li>– low innovative activity of majority of small and medium firms,</li> <li>– insufficient usage of resources and values of natural and cultural environment for tourism development,</li> <li>– bad technical condition of numerous monumental objects (complexes).</li> </ul>
CHANCES	THREATS
<ul style="list-style-type: none"> <li>– Region activity in international arena,</li> <li>– consolidation of economic contacts with East Europe countries,</li> <li>– popularisation of Internet access,</li> <li>– access to external finances,</li> <li>– airport in Bydgoszcz development.</li> </ul>	<ul style="list-style-type: none"> <li>– High costs of labour and capital,</li> <li>– weak access to attractive sources of financing investment in developing firms,</li> <li>– emigration young, educated, active people from the region.</li> </ul>

**2.3. Domestic and foreign support for the voivodeship****2.3.1. Domestic resources**

Self-governments and other subjects of the voivodeship undertook active actions towards obtaining finances offered within the ranges of Programmes and domestic funds.

Table 5. Domestic resources expended in Kujawsko-Pomorskie Voivodeship

Number	Organ administering aid	Sum in thousands PLN	Year	Remarks
1.	National Fund for Environment and Water management Protection	76 641,69	1999	Payments of financial means (loans, donations) without annulment of parts of loans' repayments
		57 221,91	2000	
		44 431,68	2001	
		33 991,80	2002	
		14 177,81	2003	
		26 240,22	2004	
		72 647,53	2005	
2.	Regional Fund for	93 258,68	1999	Payments of financial means

		101 263,33	2000	
		90 715,69	2001	
		70 589,26	2002	
		74 286,63	2003	
		71 498,88	2004	
		78 968,33	2005	
3.	Agency for Restructuring and Modernisation of Agriculture	116 463,00	2000	Investment credits granted
		167 936,00	2001	
		210 746,00	2002	
		178 385,00	2003	
		163 254,00	2004	
		130 769,00	2005	
4.	Regional Labour Office	662 867,30	2002	Means of Labour Funds
		700 584,80	2003	
		660 888,20	2004	
		400 568,40	2005	
5.	State Budget	53 023,80	2001	State budget donations for contract realization-accomplishment
		50 097,87	2002	
		50 315,00	2003	
		52 342,90	2004	
		16 830,10	2005	
6.	State Budget	868,19	2004	Contest for creating Commune Information Centres implemented by Regional Labour Office
		406,10	2005	
	<b>Sum</b>	<b>4 522 284,1</b>	<b>x</b>	<b>x</b>

Source: Own analysis on the base of data: Wojewódzkiego Funduszu Ochrony Środowiska i Gospodarki Wodnej w Toruniu, Agencji Restrukturyzacji i Modernizacji Rolnictwa, Oddział w Toruniu, Wojewódzkiego Urzędu Pracy w Toruniu, Departamentu Wdrażania Programów Regionalnych UM w Toruniu

The available (it is supposed that not complete) data indicate, that in the years 1999-2005 Kujawsko-Pomorskie Voivodeship, within the existing legal and financial instruments, received public aid assigned from domestic means in the sum of over 4 522,3 million PLN.

### 2.3.2. Foreign resources

Kujawsko-Pomorskie Voivodeship, within pre-access aid participated and still is in the following programmes: Phare, ISPA, SAPARD, realizing, thanks to them, a number of planned purposes in different branches of social-economic life. In majority they concern municipal economy, environment protection, road infrastructure, social and informative infrastructure, stimulating enterprising.

Within particular editions of Phare Social-Economic Cohesion total of over 39 million Euro, within participation in horizontal programmes of Phare about 13,6 million Euro, projects co-financed within ISPA Programme 120,7 million Euro will flow into the region. Within SAPARD Programme the voivodeship will receive 78,3 million Euro. Within the Rural Areas Stimulation Programme financed from the World Bank credit 9,5 million Euro have been obtained.

Table 6. Resources of pre-access aid in Kujawsko-Pomorskie

KUJAWSKO-POMORSKIE	Total Sum in thousand Euro	Edition 1 Sum in thousand Euro	Edition2 Sum in thousand Euro	Edition 3 Sum in thousand Euro
VOIVODESHIP IN TOTAL	251 739,2	101 094,5	26 060,7	124 584,0
PHARE (all programmes)	39 143,7	20 942,8	6 254,6	11 946,3
ISPA (all projects)	120 728,0	79 924,2	17 707,7	23 096,1
SAPARD *	78 256,5	-	-	78 256,5
HORIZONTAL PROGRAMMES **	13 611,0	227,5	2 098,4	11 285,1

\* sum of signed contract, converted to Euro according to the exchange rate at the end of 2005 r. – 3,8365

\*\* Programmes accomplished in 1999-2003

Source: Data from the Office of the European Integration Committee „Mapa pomocy Unii Europejskiej” 2003, Data obtained from the Agency for Restructuring and Modernisation of Agriculture, Office in Toruń (SAPARD)

Table 7. Resources of pre-access aid for Kujawsko-Pomorskie within horizontal Programmes

Programme number	Programme	Sum in thousands Euro	Edition 1 in thousands Euro	Edition 2 in thousands Euro	Edition 3 in thousands Euro
PL9706	Phare INRED -regional development programme	227,5	227,5	-	-
PL2002/000-580-06.04 – SSG	Phare SSG 2002, Regional Development of Human Resources	1 089,6	-	1 089,6	-
PL2002/000-580-06.05 – SSG	Phare SSG 2002, Regional Support for MŚP Programme	1 200,0	-	1 200,0	-
PL0106.09.01	Phare SSG 2001, Promotion of employment and human resources	2 447,4	-	-	2 447,4
PL0106.09.02	Phare SSG 2001, Promotion of small and medium enterprises development	2 126, 0	-	-	2 126,0
PL0106.09.03	Phare Engineering Support	114, 4	-	-	114,2
2002/000-580.06.01	Phare National Programme of Human Resources Development	1 062,5	-	-	1 062,5
2002/000-580.06.02	Phare National Programme MŚP	687,5	-	-	687,5
2002/000-580.06.03	Phare Technological Aid for Phare SSG Programme	125,0	-	-	125,0
2002/000.580.01.05	Phare Co-ordination of labour market institutions' activities	125,0	-	-	125,0
2002/000-196.01.04	Phare BHP for MŚP	281,2	-	-	281,2
2003/004-379.05.01	Phare National Programme of Human Resources Developments	1 062,5	-	-	1 062,5

2003/004-379.05.02	Phare National Programme MŚP	718,7	-	-	718,7
2003/004-379.05.03	HRD regional final	700,0	-	-	700,0
2003/004-379.05.04	SME regional final	1 069,0	-	-	1 069,0
2000/PL/16/PA/001	ISPA EDIS	101, 8	-	-	101,8
2000/PL/16/P/PA/003	ISPA Technological aid for environment sector	213, 2	-	-	213, 2
2002/PL/16/P/PA/013	ISPA Technological aid for environment sector	745, 3	-	-	745,3
2003/PL/16/PA/014	ISPA Technological aid for Cohesion Fund in road transport sector	2, 4	-	-	2,4
<b>Total</b>		<b>13 611, 1</b>	<b>227, 5</b>	<b>2 098, 4</b>	<b>11 285, 1</b>

Source: Data received from the Office of the European Integration Committee „Mapa pomocy Unii Europejskiej”

New financial instruments, which appeared together with access to EU opened the way for self-governments, entrepreneurs, extra-governmental organizations and many other units to obtain means for co-financing projects within operation Programmes for the years 2004-2006, European initiatives and Cohesion Fund .

Union budget participation for implementation of regional component ZPORR in the voivodeship amounts nearly 142 million Euro. Within structural funds for projects realized in Union Initiative Interreg III B and C over 640 thousand Euro will be obtained.

### ***Aid Programme in Economy of States of Middle and East Europe Rebuilding (PHARE)***

1. Total budget of three editions of pre-access Programme **Phare Economic-Social Cohesion** for Kujawsko-Pomorskie voivodeship and amounted to over 39 million Euro.

Financial support was obtained by:

- 5 investment tasks within Phare 2001,
- 2 investment tasks within Phare 2002,
- 2 investment tasks within Phare 2003.

All investments were accomplished.

2. **Phare Social-Economic Cohesion Programme, Human Resources Development** in two editions had total budget for the voivodeship equal to 3,5 million Euro. Within edition Phare 2001 the following tasks were realized: active forms of unemployment prevention, promotion of enterprising and adaptable potential of enterprises, support for local agreements towards employment. Within Phare 2002 the project *Human Resources Development Programme for Kujawsko-Pomorske* for the sum of 1,0 million Euro was accomplished.
3. **Phare Programme Social-Economic Cohesion, Business Initiative Development** in regard to small and medium enterprises is implemented in the region by Toruń Agency of Regional Development S.A. Within three editions. Phare 2001 Programme was completed at the end of 2004 using allocated sources in 96%, which situates the

voivodeship as the best in the country in using that Programme funds. Phare 2002 was completed in May 2006 and Phare 2003 in October 2006 .

### ***Instrument of Pre-Access Structural Policy (ISPA)***

In Kujawsko-Pomorskie Voivodeship, within ISPA Programme, aimed at financing big ventures of environment protection and transport, 4 projects basing on ISPA budget financial support are being accomplished.

- Modernization and rebuilding of sewage system for Bydgoszcz– 32,5 million Euro
- Water-sewage economy in Toruń – 47,5 million Euro
- Modernization and rebuilding of sewage treatment plant and sewage system in Włocławek– 27,24 million Euro
- Sewage treatment plant in Grudziądz – 5,4 million Euro

### ***Pre-Access Instrument of support for Agriculture and Rural Areas(SAPARD)***

Programme SAPARD in Kujawsko-Pomorskie was implemented in the form of four activities. Agency of Agriculture Restructuring and Modernization received 2048 applications, of which 1898 were registered, 1716 contracts with beneficiaries were signed, including according to activities:

Action 1. Improvement in processing and food industry and fishing industry marketing– 110 applications, 93 contracts signed,

Action 2. Investment in farming – 1234 applications, 1149 contracts,

Action 3. Development and improvement of infrastructure in rural areas – 376 applications, 254 contracts signed,

Action 4. Diversifying of economic activity in rural areas – 328 applications, 220 contracts signed.

Until 30<sup>th</sup> June 2006 1630 payments for 277 938,6 thousand PLN were repaid.

### ***Rural Areas Stimulation Programme (PAOW)***

The Rural Areas Stimulation Programme (PAOW) implemented in 2000-2004 was co-financed from World Bank's resources. Its budget included 9,5 million Euro of bank credit and 11,7 million PLN of other budget means. The main goal of PAOW was direct and indirect creation of new, extra-farming work places in rural areas by investment Programme concerning technological infrastructure and education, trainings and offering mini loans for villages' inhabitants.

### ***The Plan of Rural Areas Development (PROW)***

The Plan of Rural Areas Development for 2004-2006 is being implemented. Till the end of July 2006 the Agency of Agriculture Restructuring and Modernizing received 25 874 applications for total 545,19 million PLN. The most popular activity is „Adjustment of farms to EU standards”, which concerned 13 244 applications for total of 463,7 million PLN.

Despite structural rents applications, the others reveal current financial needs of Kujawsko-Pomorskie farmers, determined to function within the conditions of united farming policy.

### ***Union Initiatives***

Partners of international (interregional) projects, supported by funds of Union Initiatives Interreg III B and C and beneficiaries of projects supported by Equal initiative sources are recruited from Kujawsko-Pomorskie Voivodeship.

Project ADEP, realized together with six European regions within **Union Initiative INTERREG III C**, which aim is experience exchange between particular partners from different European regions in the range of improving tools of regional and local development policy. Within ADEP project 3 sub-projects are being realized. The budget of ADEP project in Kujawsko-Pomorskie is equal to 560 thousand Euro, 75% of which is co-financed from European Regional Development Fund.

Project DEFRIIS, within **Union Initiative INTERREG III B**, concerns co-operation and experience exchange of spatial planning. The project budget is equal to 300 thousand Euro, in 75% co-financed from European Regional Development Fund.

Within subject G of **Union Initiative EQUAL** „Partnership – Family – Equality – Work” a project - *Reconciling family and professional life and renewed integration of men and women who left labour market, by developing more flexible and effective forms of job organisations and accompanying activities is being realized* The project budget amounts 4259,8 thousand PLN. And is nearly completely co-financed by European Social Fund.

Within A subject of **Union Initiative EQUAL** „Enabling entering and returning to labour market for persons having difficulties with integration or reintegration in labour market, to promote labour market open for everybody” a project titled „Stand up and raise your head” is being realized. The budget of sub-project 1 (2004-2005) amounted 270 thousand PLN refunded from European Social fund. Sub-project II is during realization and its accomplishment is forecast for 2007.

### ***Integrated Operational Programme for Regional Development for 2004-2006 (ZPORR)***

Integrated Operational Programme for Regional Development, for which the Ministry of Regional Development is the supervising institution, is being implemented. The programme's budget for Kujawsko-Pomorskie Voivodeship from resources of EU is equal to 141,9 million. Euro, (557,1 million PLN) including Priority I – 81,6 million Euro, Priority II – 23,1 million Euro and Priority III – 37,2 million Euro.

By the end of June 2006 total of 337 projects were chosen for co-financing and agreements for 337 projects were signed for total sum of structural sources exceeding 489,0 million PLN. and payments for sum of 147,46 million PLN were made, what amounts 26,47 % of allocation.

Within Priority I ZPORR „Development and modernization of infrastructure serving strengthening regions' competitiveness” 45 contracts were signed for the sum of 317,43 million PLN, co-financed from European Regional Development Fund and 88,28 million PLN were paid, what amounts 26,51% of allocation.

Within Priority II ZPORR „Strengthening of human resources in regions” 75 contracts for projects chosen for support from European Social Fund were signed for the sum of 45,83 million PLN and 12,42 million PLN were paid, i.e. 13,14 % of allocations.

Within Priority III ZPORR „Local development” 217 contracts for co-financing from European Regional Development Fund were signed for the sum of 125,73 million PLN and 46,78 million PLN were paid, what amounts 30,82 % of allocation.

## **Sector Operational Programmes 2004-2006**

### ***Sector Operational Programme Human Resources Development***

SPO-RZL is administered by the Ministry of Labour and Social Policy, whereas the Regional Labour Office in Toruń serves as the institution implementing two actions within priority 1 at the region level:

- Action 1.2. Prospects for youth,
- Action 1.3. Counteraction and fight with long-lasting unemployment.

By the end of June 2006- 82 contracts for actions 1.2. i 1.3. were signed for the sum of 102,1 million PLN co-financed from European Social Fund, and payment of 13,4 million PLN was made.

Within action 2.3. Modern economy staff development, scheme A „Improvement staff abilities and qualifications”, implemented by the Toruń Agency of Regional Development S.A. 23 contracts were signed for co-financing sum of 10,42 million PLN. 7 following applications for total sum of co-financing of 1,54 million PLN are recommended.

### ***Sector Operational Programme Growth of Enterprises Competitiveness***

In Kujawsko-Pomorskie actions 2.1. Growth of small and medium enterprises' competitiveness by consultancy and 2.3. Growth of small and medium enterprises by investment are implemented by Toruń Agency of Regional Development.

By 30<sup>th</sup> June 2006 according to TARR 248 contracts for sum equal to 13,32 million PLN were signed, 66 projects were settled .

### ***Sector Operational Programme Restructuring and modernization of food production sectors and rural areas development***

The programme is implemented by the Agency for Restructuring and Modernization of Agriculture (6 actions), Marshal Offices (3 actions) and Aid for Agriculture Programme Foundation (FAPA) – 3 actions.

The Regional Branch of the Agency of Restructuring and Modernization of Agriculture in Kujawsko-Pomorskie Voivodeship received till 14<sup>th</sup> April 2006 (dead-line of application accepting) 4 682 applications for total of 589,85 million PLN. 3162 contracts for the sum of 400,50 million PLN were signed.

The Marshal Office of Kujawsko-Pomorskie Voivodeship received till the end of June 2006 total of (action 2.3., 2.5. according to data of MR and RW) 188 applications for total sum of 53,71 million PLN, 146 contracts for co-financing sum of 38,29 million PLN



were signed. 27 applications for payment of co-financing for the sum of 1,49 million PLN were sent.

### ***Sector Operational Programme Fishing and Fish Processing***

The programme is implemented in the voivodeship by the Regional Branch of the Agency for Restructuring and Modernization of Agriculture. Till the end of July 2006 the Programme received 25 applications for total sum of 16,1 million PLN., of which 14 contracts for aid sum of 4,2 million PLN were signed. By the end of June 2006 payments for 998,1 thousand PLN were accomplished.

### ***Sector Operational Programme Transport***

General purpose is to increase transport cohesion of the country and improvement of spatial access of towns, areas and regions of Poland in European Union structure. Institution which supervises the implementation process centrally is Ministry of Transport and Building. Kujawsko-Pomorskie presented 10 applications, 8 of which were accepted for total 267,4 million. PLN, including co-financing from European Regional Development Fund in total sum of 165,1 million PLN (data of Ministry of Transport and Building for 30<sup>th</sup> June 2006 r.).

## **2.3.3. Evaluation of pre-access aid and structural funds effectiveness**

Evaluation of the effects of support utilization, including pre-access and EU structural resources is difficult, mainly because of insufficient Programme realization monitoring system. Presently it is possible only at the level of products evidence, in limited range in their impact aspect and the country level (NUTS 1), but not the regional one. (NUTS 2).

Most projects within pre-access support were implemented. Investment projects completed:

- they had point character – PHARE 2001 (5 investments), PHARE 2002 (2 investments), PHARE 2003 (2 investments), ISPA (4 investments), which resulted favourably in local scale concerning transport infrastructure, environment protection or enterprising activity,
- they created significant development factor of rural areas development (PAOW, SAPARD), particularly in equipping them with water-sewage infrastructure, improvement of road conditions and modernizing individual farms, however they did not improve quality of life significantly neither improved economy competitiveness, due to high needs in this field.
- They had important educational influence, both for self-governments, entrepreneurs, farmers and other beneficiaries in the context of obtaining structural funds after Poland's access to EU.

Advantages of structural funds using in the region can be estimated as satisfactory, particularly in regard to ZPORR implementation effects. Programme offer activated self-government administration, entrepreneurs and social organizations, what brought effects in number of projects applications, frequently exceeding 10 times their support abilities. Due to the fact, that within ZPORR, the biggest need comparing to allocation concerned

investments of local educational and sports infrastructure, regional health-care infrastructure, environment protection infrastructure, big demand of resources supporting infrastructural enterprises in 2007-2013 will be observed.

Voivodeship activity in obtaining development support resources offered by sector Programmes is big, especially in SPO Human Resources Development. However, it is not visible in labour market improvement, reduction of unemployment or satisfaction of investment requirements of educational units. Entrepreneurs' activity in absorption of resources offered by SPO Growth of Enterprises Competitiveness is not fully satisfactory, though..

Summarising:

- pre-access support resources obtained by the voivodeship in 1999-2005 did not influenced substantially the improvement of social-economic region situation, they were too insufficient comparing to the needs,
- realized investments are in majority of point character: e. g. building of south ring-road of Toruń, modernization of Fordon round-about, ring-road near Włocławek, which definitely improved situation in local scale,
- resources for human resources development solved problems rather in the social aspect than the problems of local labour markets balance,
- in the result of the intervention of EFS (European Social Fund) many educational institutions have strengthened their technical base with modern computer hardware, specialized equipment enabling remote education and the use of modern technologies for teaching purposes; however, not all needs of educational units were fully satisfied.
- despite systematic support MSP (Small and Medium Enterprises): capital, training, consultancy, further support of entrepreneurs is necessary, particularly within innovative investments connected with trainings (PO KL),
- more efficient co-ordination of management between regional and sector Programmes and monitoring of regional sector Programmes is necessary to improve efficiency of support from structural funds in 2007 – 2013.

### 3. The development strategy for the region

The main Programming document concerning the development of kujawsko-pomorskie voivodeship is the updated document called ***The Development Strategy for Kujawsko-Pomorskie Voivodeship for the years 2007-2020*** accepted in the Resolution no. XLI/586/05 of the Regional Parliament of Kujawsko-Pomorskie Voivodeship in December 12, 2005. The strategy is based on the model of regional development assuming strengthening of the regional growth pole and its creative impact on surrounding development processes. The regional growth pole of kujawsko-pomorskie voivodeship is the municipal agglomeration with its centres in Bydgoszcz and Toruń. Its location in the centre of the voivodeship provides easier access to its pro-development resources as well as favours co-operative relationships with regional environment.

The superior objective of the Development Strategy for Kujawsko-Pomorskie Voivodeship for the years 2007-2020 is **an increase of the region's competitiveness and increase of the standard of living of inhabitants taking into consideration the principles**

**of sustainable development.** The strategy postulates actions within three priority areas: development of modern economy, modernization of the functional and spatial structure of the region and proper development of human resources.

Strategic actions within the strictly economic area are: creation of conditions for business initiative and propagation of innovations, increase of regional attractiveness of agricultural economy and promotion of tourism development.

Strategic actions within the area of modernization of the functional and spatial structure of the region are the actions aimed at: the development of settlement network assuming strengthening of metropolitan functions of agglomerations Bydgoszcz and Toruń and revitalization of cities and villages in the region, development of the infrastructure of information society, development of social infrastructure, promotion of cultural heritage and maintenance and extension of the resources of natural environment in the region.

The priority area of strategic actions concerning the development of human resources includes: creation of a knowledge-based society, strengthening of social capital, promotion of the employment of unemployed or threatened with losing their job, health promotion and prophylaxis, social and professional integration and increase of the sense of security among people.

The main parameter describing the achievement of strategic objectives on voivodeship level is GDP per capita. It is the main way of evaluation of competitive position of a region in the European Union and represents evaluation of the results of coherence policy. In 2004 GDP per capita for Kujawsko-Pomorskie Voivodeship amounted to 45,4% of the UE-27 index. It is estimated that the value will reach 55% in 2013.

### **3.1. Strategic objective of the Regional Operational Programme of Kujawsko-Pomorskie Voivodeship for 2007-2013**

The development strategy for the region accepted in the Regional Operational Programme assumes support for priority actions postulated in the Strategic Community Guidelines concerning the area of social, economic and spatial coherence policy, which are co-financed from the resources of the European Regional Development Fund.

The strategic objective of the Regional Operational Programme of Kujawsko-Pomorskie Voivodeship for 2007-2013 is **an increase of the competitiveness of the voivodeship and the social, economic and spatial coherence of its area.**

The strategic objective of the Programme is in line with the strategic objective of National Strategic Reference Framework – “creation of favourable conditions for an increase of competitiveness of an economy founded on knowledge and business initiative to ensure increase of employment and increase of the level of social, economic and spatial coherence”.

The objective is going to be executed taking into account equal chances in the access to resources and with special consideration of rural areas.

Execution of the objective is going to result in an increase of social and economic role of the voivodeship in the country, higher employment, higher incomes of inhabitants and an increase of their standard of living as well as in a reduction of regional differences in social and economic development, including municipal and rural areas.

Execution of the programme will be connected with the promotion of technologies that are environment-friendly, energy-saving, limit climate changes and use the potential of renewable energy sources.

Projects co-financed by the operational programme will fully respect the provisions

of the Environmental Impact Assessment Directive, Habitats and Birds Directives. Appropriate screening criteria will be applied at the projects selection stage to ensure that the projects are compliant with the above mentioned Directives. Co-financing of projects having negative impact on the potential Natura 2000 (these areas, which should be indicated in opinion of European Commission before 1<sup>st</sup> May 2004, but they have not been indicated by Poland) sites which have not been designated by the European Council and the Polish Ministry of Environment shall not be eligible.

Table 8. The main indices of the execution of objectives<sup>14</sup>

Objectives	Indicates	Value of indices in the base year	Assumed value of an index in target year (2013)	Measurement frequency	Data source
<b>Strategic objective: Increase of the competitiveness of the voivodeship and the social, economic and spatial coherence of its area.</b>	Amount of newly created work places, gross:				
	- in total:	0	8 388	Annual	IZ/ monitoring
	- men	0	4 194		
	- women	0	4 194		
	Total amount of newly created work places, net:	0	2 400	Annual	HERMIN
	Change of GDP due to the impact of the Regional Operational Programme	0	2,45	Annual	HERMIN

### 3.2. Detailed objectives of the Programme

The strategic objective of the Programme is represented by the following detailed objectives:

**1. Increase of the competitiveness of Kujawsko-Pomorskie Voivodeship** as an area of business activity, location of investments, area attractive for potential inhabitants and tourists.

Execution of this objective assumes a substantial improvement of technical and communicational infrastructure (roads, railways, airways) as well as the environmental infrastructure. Especially significant is an increase of communicational coherence of the two central agglomerations – Bydgoszcz and Toruń – and intensification of their relationships with the region and external environment.

Execution of this objective requires implementation of complementary projects in the area of development of the voivodeship's transport infrastructure planned within the country regional policy

<sup>14</sup> Created work places (net) – the amount of total additional workers resulting from the implementation of ROP – difference between the two scenarios: “with ROP” and “without ROP”. Target values estimated basing on the HERMIN model reflect the situation at the end of 2013 – these are not cumulative values. Change of GDP due to the impact of the Regional Operational Programme – change of GDP calculated in constant market prices (in %) – difference between the two scenarios: “with ROP” and “without ROP”. Target values estimated basing on the HERMIN model present the cumulative impact at the end of 2013. HERMIN model estimations base on the assumption of a given distribution of payments in ROP according to which the biggest payments are done in 2013, whereas in the years 2014-2015 they decrease significantly.

## 2. Increase of competitiveness of the region's economy.

This objective assumes intensification of business activity in the region and an increase of the innovation level in companies. Its execution requires higher activity in the sector of business services, increase of the ability of companies to implement new technologies and their co-operation with the research and development sector. Execution of this objective requires also development of IT infrastructure (broadband networks) providing general access to the internet, enabling information flow leading to technical and scientific progress as well as enabling development of e-services. Execution of this objective assumes also development of tourism services leading to higher standard of services and to creation of attractive new products.

Execution of the objective conforms to the Framework Programme For Competitiveness And Innovations (2007-2013)<sup>15</sup> and the Seventh Framework Programme<sup>16</sup>.

## 3. Increase of the standard and quality of living of inhabitants.

Execution of this objective assumes improvement of social infrastructure in relation to the quality of provided services, especially higher education and specialized medical services.

Execution of the objective assumes also social and economic recovery of under-developed areas, including “neglected” parts of municipal areas, which ought to be adjusted to new functions, e.g. former industrial and military areas.

The objectives of the Programme are going to be executed through purposeful actions described as priority axes.

Table 9. Structure of objectives and priority axes of ROP

<b>STRATEGIC OBJECTIVE OF ROP</b>	
<b>Increase of the competitiveness of the voivodeship and the social, economic and spatial coherence of its area</b>	
<b>Detailed objectives of the Programme</b>	<b>Priority axes</b>
1. Increase of the competitiveness of Kujawsko-Pomorskie Voivodeship	Priority axis 1 Development of technical infrastructure
	Priority axis 2 Maintenance and rational utilization of environment
2. Increase of competitiveness of the region's economy	Priority axis 4 Development of the infrastructure of information society
	Priority axis 5 Increase of competitiveness of companies

<sup>15</sup> Decision no. 1639/2006/WE of the European Parliament and European Council of the 24th of October 2006.

<sup>16</sup> Decision no. 1982/2006/WE of the European Parliament and European Council of the 18<sup>th</sup> of December 2006.

	Priority axis 6. Support for the development of tourism
3. Increase of the standard and quality of living of inhabitants	Priority axis 3 Development of social infrastructure
	Priority axis 7 Support for changes in the cities and areas requiring renovation

Actions grouped in particular priority axes of the Programme impact the execution of its objectives in different degree. The above diversification as well as interdependencies among the priority axes are presented in the below table.

Table 10. Impact of the actions within the priority axes on the execution of their objectives

Priority axes	Objectives of priority axes							Impact degree	Rank of priority axes
	1	2	3	4	5	6	7		
1		1	1	0	4	4	1	11	I
2	0		1	0	2	3	1	7	III
3	0	0		2	2	2	2	8	II
4	1	0	2		3	1	0	7	III
5	1	2	1	2		3	2	11	I
6	0	1	1	1	3		2	8	II
7	0	1	2	0	2	2		7	III
<b>Level of impact / independence</b>	<b>2</b>	<b>5</b>	<b>8</b>	<b>5</b>	<b>16</b>	<b>15</b>	<b>8</b>	<b>59</b>	

Level of impact / interdependence:

- 0 – no relation
- 1 – very small impact
- 2 – small impact
- 3 – average impact
- 4 – big impact
- 5 – very big impact

Results of the analysis of the impact of actions within priority axes on the execution of their objectives, detailed objectives of the Programme and the strategic objective show that the most significant for their execution will be the actions within the priority axes 1 and 5 (improvement of technical infrastructure and increase of the competitiveness of companies). At the same time, achievement of the objectives of the axis no. 5 shows the biggest dependence on the effectiveness of actions within other axes (16 points). Similarly, the objectives of the priority axis no. 6 also show high dependence on other actions within the Programme. Actions within the priority axes concerning environment, information society and revitalization, i.e. axes no. 2, 4 and 7, will be comparably less significant for the execution of the strategic objective of the Programme. The analysis of interdependencies shows that the least dependent on other axes is the axis no. 1 “Development of technical infrastructure” (only 2 points), which at the same time is very significant itself and has big

impact on the axes 5 and 6.

Quantitative assessment of the impact of the actions within the priority axes enabled to diversify their significance expressed by ranks. The highest rank in the Regional Operational Programme have priority axes 1 and 5, lower rank have axes 3 and 6 and the lowest axes 2,4 and 7. The above analysis shows that the actions within particular priority axes of the Programme are of various significance for its positive execution.

Table 11. The main indices of the execution of objectives

Objectives	Indices	Value of indices in the base year 2004	Assumed value of an index in target year (2015)	Data source
Objective 1. Increase of the competitiveness of Kujawsko-Pomorskie Voivodeship	Regional roads in good technical condition (class A) as % of total amount of regional roads	6,7 <sup>1</sup>	19,4	SOSN
	Passenger traffic on airports (arrivals, departures) in thousands	76,9	250,0	GUS
	Population using the wastewater treatment plant as % of total population	60,2	74,0	GUS
Objective 2. Increase of competitiveness of the region's economy	R&D expenditures financed by business entities as % of total expenditures	59,1	64,0	GUS
	Share of production of new and modernized products in the sold production of the industry in %	22,5	32,0	GUS
	Gross added value per employee in thousand PLN	60,5	91,3	GUS
Objective 3. Increase of the standard and quality of living of inhabitants	Balance of external migration (inter-regional)	- 1351	0,0	GUS
	Amount of adults participating in the continuing education system	22 904	40 000	GUS
	Number of deaths due to cardiovascular system diseases for 10 thousand inhabitants	43,8	38,0	GUS

<sup>1</sup> – as per 2005.

### 3.3. Coherence of the Regional Operational Programme for Kujawsko-Pomorskie Voivodeship for the years 2007-2013 with the strategic documents of the voivodeship, Polish government and the European Community and complementarity with programmes / funds .

The Regional Strategy of the Regional Operational Programme for Kujawsko-Pomorskie Voivodeship for the years 2007-2013 refers directly to the **Development Strategy for Kujawsko-Pomorskie Voivodeship for the years 2007-2020**. It is fully coherent with the Strategic Community Guidelines accepted by the Council on October 6, 2006, as well as with the domestic document **National Strategic Reference Framework for the years 2007-2013** supporting economic growth and employment. The latter was accepted by the European Council on the 7<sup>th</sup> of May 2007 and guarantees synergy between national policies and community's objectives and priorities.

The main objective of the Programme *Increase of the competitiveness of the voivodeship and the social, economic and spatial coherence of its area* corresponds with the strategic objective of NSRF *Creation of favourable conditions for an increase of competitiveness of an economy founded on knowledge and business initiative to ensure*

*increase of employment and increase of the level of social, economic and spatial coherence and is a part of the Objective no. 5 of NSRF **Increase of competitiveness of Polish regions and counteraction against their social, economic and spatial marginalization**. It is also in line with the main objective of the convergence policy of the Community for the years 2007-2013.*

The detailed objective of the Programme **Increase of the competitiveness of Kujawsko-Pomorskie Voivodeship** directly refers to the Objective no. 3 of NSRF *Creation and modernization of technical and social infrastructure essential for an increase of competitiveness of Poland*, and indirectly to other objectives of NSRF as well as to the objective of Strategic Community Guidelines: *Increase of attractiveness of Europe and its regions in the area of investments and employment*.

The detailed objective of the Programme **Increase of competitiveness of the region's economy** directly refers to the Objective no.4 of NSRF *Increase of competitiveness and innovativeness of companies, including manufacturing sector with high added value, and development of the sector of services*, and indirectly to other objectives of NSRF as well as to the objective of Strategic Community Guidelines: *Growth-oriented increase of knowledge and innovativeness level*.

The detailed objective of the Programme **Increase of the standard and quality of living of inhabitants** refers to the Objective no. 2 of NSRF *Improvement of human resources quality and social coherence*, and on the community level it refers to the objective of Strategic Community Guidelines: *Increase of the amount and improvement of the quality of workplaces*.

More detailed relations of conformity of the Programme with strategic national and community documents in the area of objectives and priorities are presented in the below table.

### ***Complementarity and demarcation***

The Regional Operational Programme for Kujawsko-Pomorskie Voivodeship that executes the strategic objective of the National Strategic Reference Framework (NSRO), will also in complementarity with other programmes execute particular horizontal objectives set in NSRO. The programmes include the Operational Programme Infrastructure and Environment (PO IiŚ) – financed from the resources of the European Regional Development Fund (EFRR) and the European Coherence Fund (EFS), the Operational Programme Innovative Economy (PO IG) – financed from the resources of the European Regional Development Fund, the Operational Programme Human Resources (PO KL) – financed from the resources of the European Social Fund, the Operational Programme Technical Assistance (PO PT) – financed from the resources of the European Regional Development Fund and the Programmes of European Territorial Cooperation (PO EWT) financed from the resources of the European Regional Development Fund.

In order to eliminate the possibility of overlay of interventions of particular operational programmes co-financed from structural funds and the Coherence Fund within NSRO a operational document was prepared entitled “Demarcation line between the Regional Operational Programmes and Central Operational Programmes”. This document drew also demarcation lines determining the division of intervention between the operational programmes of the coherence policy and the operational programmes of the Common Agricultural Policy and Common Fishing Policy.



Demarcation was determined with the use of properly selected criteria which will determine the location (operational programme) of a given project:

- **content-related criteria** – determine the type of a project (kind, scope of assistance, location),
- **financial criteria** – determine the value (cost) of a project,
- **criteria of the beneficiary** – determine the type of entity entitled to receive support for the implementation of a given project.

The main demarcation criterion is the value of the project where the projects with higher costs will in principle be implemented within the coherence policy programmes. In particular cases it was necessary to complete the demarcation with the remaining criteria. It concerns especially the *Programme for Rural Areas Development* and the *Operational Programme Sustainable Development of the Sector of Fishery and Coastal Fishing Areas*, where the implementation area for the projects was additionally restricted to rural areas and fishery-dependent areas respectively. Where required, demarcation was completed with the criterion of the beneficiary of the project. Application of accepted solutions will preclude simultaneous implementation of the same projects within different operational programmes of the coherence policy, the Common Agricultural Policy and the Common Fishing Policy.

The Managing Authority of RPO WK-P will ensure that the implemented projects are in line with the valid demarcation line (it will be taken into account for the criteria of selection of projects accepted by the Monitoring Authority).

Cross-financing mechanism can be used within the Regional Operational Programme in selected priority axes for financing of projects joining elements of infrastructural investments with “light actions”. It will be monitored by the Managing Authority.

More information on complementarity of actions within particular priority axes of the Regional Operational Programme for Kujawsko-Pomorskie Voivodeship with other programmes is included in the section no. 4 of the programme.

**Table 12. Coherence of the Regional Operational Programme for Kujawsko-Pomorskie Voivodeship for the years 2007-2013 with Programming and strategic documents of the Polish government, the voivodeship and the European Community.**

Regional Operational Programme for Kujawsko-Pomorskie Voivodeship for the years 2007-2013		The Development Strategy for Kujawsko-Pomorskie Voivodeship for the years 2007-2020	National Strategic Reference Framework (National Cohesion Strategy) <i>project from 29.11.2006 accepted by the Council of Ministers</i>	Country Development Plan for 2007-2015 <i>Project from 29.11.2006 accepted by the Council of Ministers</i>	Strategic Community Guidelines concerning coherence for the years 2007-2013 Decision of the Council of 06.10.2006
Objectives	Priority axes				
1. Increase of the competitiveness of Kujawsko-Pomorskie voivodeship	Priority axis 1. Development of technical infrastructure	<p>Priority action area 2: Modernization of the functional and spatial infrastructure in the region</p> <p>Action 2.2. Development of technical infrastructure</p>	<p>Detailed objective 3: Creation and modernization of technical and social infrastructure essential for an increase of competitiveness of Poland</p> <p>Detailed objective 6: Equalization of development opportunities and support for structural changes in rural areas</p>	<p>Priority 2: Improvement of technical and social infrastructure,</p> <p>Priority 5: Development of rural areas</p>	<p>Guideline 1: Increase of attractiveness of Europe and its regions in the area of investments and employment</p> <p>1.1. Extension and modernization of transport infrastructure</p> <p>1.3. Taking up the issue of intensive utilization of traditional energy sources in Europe</p>
	Priority axis 2. Maintenance and rational utilization of environment	<p>Priority action area 2: Modernization of the functional and spatial infrastructure in the region</p> <p>Action 2.2. Development of technical infrastructure</p> <p>Action 2.6. Maintenance and extension of the resources of natural environment</p>	<p>Detailed objective 3: Creation and modernization of technical and social infrastructure essential for an increase of competitiveness of Poland</p> <p>Detailed objective 6: Equalization of development opportunities and support for structural changes in rural areas</p>	<p>Priority 2: Improvement of technical and social infrastructure,</p> <p>Priority 5: Development of rural areas</p>	<p>Guideline 1: Increase of attractiveness of Europe and its regions in the area of investments and employment</p> <p>1.2. Strengthening of synergy between environment protection and growth</p> <p>1.3. Taking up the issue of intensive utilization of traditional energy sources in Europe</p>

2. Increase of competitiveness of the region's economy	Priority axis 4. Development of the infrastructure of information society	Priority action area 2: Modernization of the functional and spatial infrastructure in the region  Action 2.3. Development of the infrastructure of information society	Detailed objective 1: Improvement of the quality of functioning of public institutions and development of partnership mechanisms Detailed objective 3: Creation and modernization of technical and social infrastructure essential for an increase of competitiveness of Poland Detailed objective 4: Increase of competitiveness and innovativeness of companies, including manufacturing sector with high added value, and development of the sector of services Detailed objective 6: Equalization of development opportunities and support for structural changes in rural areas	Priority 1: Increase of competitiveness and innovativeness of the economy  Priority 2: Improvement of technical and social infrastructure  Priority 5: Development of rural areas	Guideline 2. Growth-oriented increase of knowledge and innovativeness level  2.3. Promotion of information society for all  Guideline 3. Increase of the amount and improvement of the quality of workplaces 3.5. Support for the maintenance of good health condition of employees
	Priority axis 5 Increase of competitiveness of companies	Priority action area 1: Development of modern economy  Action 1.1. Creation of conditions for business initiative and promotion of innovations	Detailed objective 2: Improvement of human resources quality and social coherence  Detailed objective 4: Increase of competitiveness and innovativeness of companies, including manufacturing sector with high added value, and development of the sector of services  Detailed objective 6: Equalization of development opportunities and support for structural changes in rural areas	Priority 1: Increase of competitiveness and innovativeness of the economy  Priority 5: Development of rural areas	Guideline 2. Growth-oriented increase of knowledge and innovativeness level  2.1. Increase and better placement of investments in BRT  2.2. Facilitation of innovations and promotion of business initiative  2.4. Improvement of the access to financing sources
	Priority axis 6. Support for the development of tourism	Priority action area 1: Development of modern economy  Action 1.3. Promotion of the development of tourism	Detailed objective 4: Increase of competitiveness and innovativeness of companies, including manufacturing sector with high added value, and development of the sector of services  Detailed objective 6: Equalization of development opportunities and support for structural changes in rural areas	Priority 2: Improvement of technical and social infrastructure	Guideline 2. Growth-oriented increase of knowledge and innovativeness level  2.2. Facilitation of innovations and promotion of business initiative

3. Increase of the standard and quality of living of inhabitants	Priority axis 3 Development of social infrastructure	<p>Priority action area 2: Modernization of the functional and spatial infrastructure in the region</p> <p>Action 2.4. Development of social infrastructure</p> <p>Action 2.5. Promotion of cultural heritage</p>	<p>Detailed objective 2: Improvement of human resources quality and social coherence</p> <p>Detailed objective 3: Creation and modernization of technical and social infrastructure essential for an increase of competitiveness of Poland</p> <p>Detailed objective 6: Equalization of development opportunities and support for structural changes in rural areas</p>	<p>Priority 2: Improvement of technical and social infrastructure</p> <p>Priority 5: Development of rural areas</p>	<p>Guideline 3. Increase of the amount and improvement of the quality of workplaces.</p> <p>3.3. Increase of investments in human resources through better education and improvement of qualifications</p> <p>3.5. Support for the maintenance of good health condition of employees. Bigger amount of better workplaces</p>
	Priority axis 7 Support for changes in the cities and areas requiring renovation	<p>Priority action area 2: Modernization of the functional and spatial infrastructure in the region</p> <p>Action 2.1. Support for development of settlement network</p>	<p>Detailed objective 5: Increase of competitiveness of Polish regions and counteraction against their social, economic and spatial marginalization</p>	<p>Priority 6: Regional development and increase of territorial coherence</p>	<p>Takes into account territorial dimension of the coherence policy and contribution of cities to growth and employment</p>
	Priority axis 8. Technical assistance		<p>Detailed objective 1: Improvement of the quality of functioning of public institutions and development of partnership mechanisms</p> <p>Programme for Technical Assistance</p>		<p>Guideline 3. Increase of the amount and improvement of the quality of workplaces</p> <p>3.4. Administrative capacity</p>
<b>Superior objective – strategic</b>					
Increase of the competitiveness of the voivodeship and the social, economic and spatial coherence of its area	Increase of the region's competitiveness and increase of the standard of living of inhabitants taking into consideration the principles of sustainable development	Creation of favorable conditions for an increase of competitiveness of an economy founded on knowledge and business initiative to ensure increase of employment and increase of the level of social, economic and spatial coherence	Increase of the standard and improvement of the quality of living of the inhabitants of Poland: each citizen and their families.	<p>Guideline 1. Increase of attractiveness of Europe and its regions in the area of investments and employment</p> <p>Guideline 2. Growth-oriented increase of knowledge and innovativeness level</p> <p>Guideline 3. Increase of the amount and improvement of the quality of workplaces</p>	

### **3.4. Principles of the execution of the Programme**

The project of the Programme took into consideration the operational programming principles accepted by the member countries of the Community for the years 2007-2013. The principles considered in the project of the programme were: programming, complementarity, cohesion, concentration, partnership – regarded as essential for the financial support for the development of the region from structural funds (Council Decree (EC) no.1083/2006), as well as the constitutional principle of sustainable development and related principle of spatial order.

The Regional Operational Programme of Kujawsko-Pomorskie Voivodeship is a long-term Programme meant as a tool for the execution of postulates of the Development Strategy and settlements of the Spatial Development Plan of the voivodeship on one hand, and for the execution of the National Strategic Reference Framework and Strategic Community Guidelines for the years 2007-2013 on the other. The design of the Programme assumes **coherence** of its objectives with the objectives of the aforementioned strategic Programmes and takes into consideration **complementarity** of actions leading to their achievement, especially in relation to the priorities of operational Programmes of NSRF. The principle of **concentration** is expressed in the Programme by the number of priority axes limited to 8 and by the structure of the budget of the Programme.

The next principle of the implementation of the program is the principle of **partnership**. The stipulations of the Programme are the result of agreements with social partners. The design of the Programme was presented in numerous consulting meetings with the representatives of local governments (on the level of municipality, county and voivodeship), representatives of governmental bodies, representatives of regional business, scientific and cultural societies and partners representing non-governmental organizations, including the ones concerned with natural environment. Throughout the whole preparation period the design of the Programme had been made available to public on the internet site of the Marshal Office (local government unit). It includes many remarks and issues submitted as a part of public presentations and consultations concerning the subsequent versions of the design. "One of the important signs of the partnership principle during the execution of the programme and particular projects is participation of the members of the Monitoring Committee of the Regional Operational Programme in the acceptance of selection criteria for an operation to be co-financed and in an ongoing assessment of the progress in implementation of the programme and the projects. Furthermore, the partnership principle is applied in the process of project selection through participation of partners in the assessment of projects (assessing body) and selection of individual non-competition projects. Individual projects are accepted for implementation by the Managing Institution based on open consultations with partners.

In accordance with the partnership principle proposals of integrated packages of non-competition development projects for the areas of the voivodeship (poviats). Each of the projects applying for an entry in the specification of individual projects had to be accepted by social partners in a poviat and was the subject of consultations with the representatives of the Managing Institution.

The principles of **sustainable development** and spatial order, concerning mainly the natural environment but also municipal areas, are directly reflected in the content of the Programme and are the guidelines to its execution, which means they are commonly applied in all priority axes. In particular, where applicable, the rational use of energy, energy

efficiency and renewable sources of energy will be taken under consideration when preparing/selecting/implementing projects (e.g. use of biogas from WWTPs, landfills; combustion of the municipal waste in CHP plants). This principle will be horizontally applied in all relevant priorities throughout the ROP.

Execution of the Programme assumes the use of the principles of **additionality** and **ensurance of equality of the sexes and prevention of any kind of discrimination** (Council Decree (EC) no. 1083/2006). The use of these principles is going to be verified at the stage of the analysis of particular projects applying for the support of the programme. In their applications for EFRR grants for projects to be implemented within ROP the applicants will be obliged to indicate the compatibility of the notified project with the policy of equal chances and non-discrimination. Application of the principle of equality of sexes and non-discrimination will consist in prevention of any forms of discrimination due to sex, race or ethnic affiliation, religion or beliefs, physical or mental disability, age or sexual orientation and in provision of equal access the use of the results of implementation of projects.

Important for the execution of the Programme is the principle of **monitoring**. It assumes a systematic appraisal of the implementation of the Programme with the use of monitoring indices. Information provided in the result of a current analysis of the values of the indices should be the basis for verification of its postulates and introduction of amendments in accordance with the objectives of the Programme.

During the execution of the programme it will be ensured that the parameters of projects implemented within the programme, i.e. material and financial scope, implementation schedule and orders structure will result from the “selection of the best option” conducted during the project feasibility assessment and will be aimed at ensuring the maximal level of competitiveness during the contracting stage so that the project is not artificially fragmented.

The Voivodeship Development Strategy assumes the use of the principle of **territorial differentiation of development policy** in compliance with local conditions. The principle assumes combination of the efficiency of actions with the reduction of imbalance in development, the use of instruments appropriate for particular areas according to assigned competence in the area of creation of development and accountability for this creation. The development strategy of the voivodeship assigns the biggest competence and hence responsibility for development of the region as well as for increase of its competitiveness to its central cities: Toruń and Bydgoszcz. Adequately, smaller responsibility for development of the region is borne by its subregional centres and their policies of competitiveness increase should be balanced with the coherence policy. The main competence and responsibility of poviat cities is the coherence policy towards both the growth centres of higher level and its direct background base. The rule will be reflected among others in the structure of interventions directed to particular areas, including rural areas.

#### **4. Priority axes of the Regional Operational Programme for Kujawsko-Pomorskie Voivodeship for the years 2007-2013.**

##### **Priority axis 1. Development of technical infrastructure**

###### *Objectives of the priority axis*

The objectives of the priority axis are:

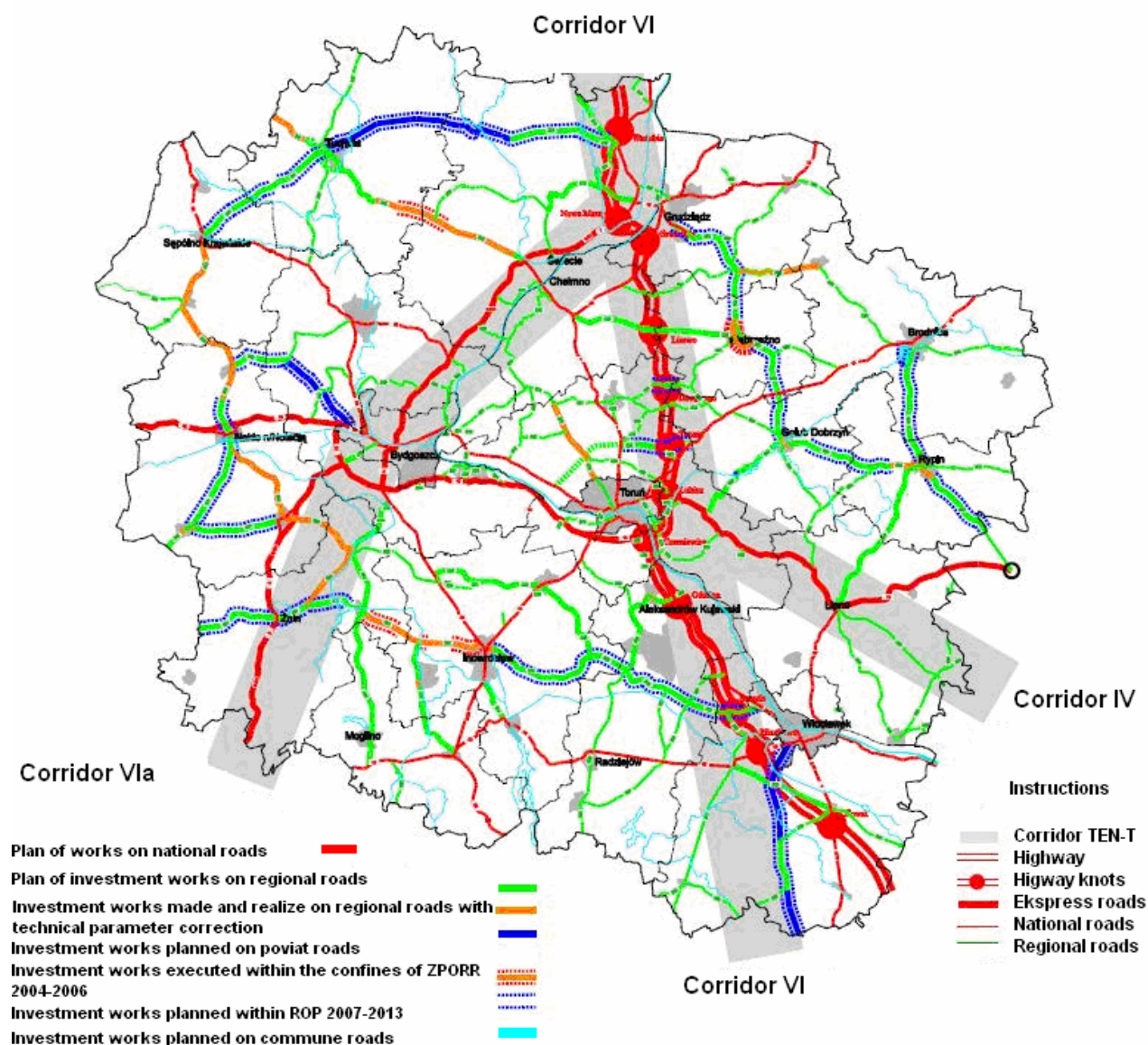
- improvement of technical infrastructure in the region, especially in the area of transport (road, rail and air transport) in order to provide better access to the region from the outside, improve internal cohesion and transport safety.

###### *Description and justification of the priority axis*

In comparison to other regions of the European Union, including the countries that became EU members on the 1<sup>st</sup> of May 2004, the technical infrastructure of Kujawsko-pomorskie voivodeship, and its transport infrastructure in particular, shows numerous characteristics indicating its unsatisfactory development specified in the diagnosis of the programme. In accordance with the SOSN system (System of Pavement Condition Evaluation) the evaluation of the technical condition of the regional road network 143 km of roads is in critical condition and requires immediate repair. Another 800 km of roads reached a warning level and require planning and execution of immediate repair of the surface.

All required improvements of the technical condition of roads, safety improvement and ensurance of coherent communication in the region included in the below map (picture no. 10) have been taken into account in the division of resources foreseen for the execution of the priority axis 1 between particular types of transport infrastructure.

The support foreseen within the priority axis takes into account implementation of the investments co-financed from the means of the Cohesion Fund as part of the Operational Programme Infrastructure and Environment: construction of A1 motorway, construction of S5 express road.



Picture 10. Map of potential investment tasks on national, regional and poviast roads in Kujawsko-Pomorskie voivodeship assuming creation of coherent communication system.  
Source: Study of the Voivodeship Roads Management Board in Bydgoszcz.

The support within the priority axis refers also to the actions aimed at construction and reconstruction of the **road transport infrastructure**, and especially at integration of the regional traffic system and combining it with the domestic and European traffic systems, including. The support will successively cover:

- construction and reconstruction of the network of regional roads, especially the access roads to A1 motorway, creation of connection with national roads for the centres located outside that network and far from interregional roads,
- construction and reconstruction of the traffic system to connect the areas of the Special Economic Area of Pomerania with the system of national roads (as a



supplement to projects supported within the Operational Programme Infrastructure and Environment in the area of reconstruction of national roads) and with other traffic routes (regional, county and local) in order to integrate the investment areas (economic areas, industrial estates etc.),

- construction of intercity road routes in big urban centres and bridge crossings in order to improve traffic efficiency and to restrict its intensity in the centres,
- construction of city ring roads in order to reduce transit traffic in their centres and to improve traffic safety,
- construction and reconstruction of county roads that provide convenient connection of cities and towns with the county centre providing services to people and economy, as well as construction and reconstruction of connections between county centres,
- construction and reconstruction of local roads (excluding internal and housing estate roads), in the first place the ones that provide access to local growth centres, and their integration with higher-category roads,

Technical parameters of transport project must correspond to the present and future traffic intensity.

Reconstruction of traffic systems in the biggest cities in the region should be accompanied by projects aimed at the improvement of functioning of individual and mass transport, in particular aimed at the increase of the share of **public transport** in the total traffic in the city. The support within the priority axis applies to the development of municipal systems of public passenger transport in the main cities in the region covering tram rail networks, stops, stations, transfer nodes and purchasing of rolling stock. The support applies also to projects in the area of traffic management and monitoring.

In order to increase the role of **railway passenger transport** in the process of integration of rural areas with regional and subregional growth centres in the voivodeship as well as in the traffic between these centres, especially between Bydgoszcz and Toruń, support will be given to the purchase of railway rolling stock (railbuses and others) and to the modernization of railways. Municipal railway, that can be created as part of the Operational Programme Infrastructure and Environment in order to improve integration of Bydgoszcz and Toruń as the main cities of Bydgoszcz-Toruń Metropolitan Area, will be supported on the level of the Regional Operational Programme with its complementary projects.

Increasing intensity of integration of the region with the European surrounding and anticipated increase of tourism justifies **development of technical infrastructure** to improve service capacity of the **regional airport** in Bydgoszcz as an element of the traffic route of Bydgoszcz-Toruń agglomeration.

***Intervention categories:***

- |                                          |
|------------------------------------------|
| – Transport: 16, 18, 23, 24, 25, 28, 29. |
|------------------------------------------|

***Elasticity instrument (cross-financing)***

No elasticity instrument is going to be applied within the priority axis 1. Development of technical infrastructure.

***Complementarity with actions co-financed from the resources of the European Agricultural Fund for Rural Development (EFRROW) and the European Fisheries Fund (EFR)***

Actions executed within the Axis 1 of the Regional Operational Programme for Kujawsko-Pomorskie Voivodeship are complementary with the actions supported from the resources of EFRROW within the Programme of Rural Development, Axis 3, Action 3.2. Main services for rural population and economy.

The demarcation criterion between programmes is the extent of assistance.

The actions executed within the Axis 1 of the Regional Operational Programme for Kujawsko-Pomorskie Voivodeship are not directly related with the actions supported from the resources of EFR.

***Complementarity with other operational programmes within the Coherence Policy 2007-2013***

**With the Operational Programme Infrastructure and Environment 2007-2013:**

- Priority axis VI: Road and air traffic network TEN-T assumes assistance in construction of motorways, express roads, national roads also in the cities with poviat rights, support for the infrastructure of airports included in the TEN-T network. Complementarity in the area of roads classification and localization of airports.
- Priority axis VII: Environment-friendly transport (Coherence Fund) assumes support for municipal transport in metropolitan areas, assistance in development of intermodal transport, support, assistance in development of railway transport. Complementarity in the area of program execution.
- Priority axis VIII: Transport safety and domestic transport networks (EFRR) assumes support for transport infrastructure outside TEN-T network, assistance in development of intelligent transport systems, assistance in the area of safety on international airports. The demarcation criterion is the classification of roads.

***Expected results of execution of the priority axis***

The following results of the execution of the priority axis are expected:

- better technical and utility condition of roads and engineering objects,
- lower number of road accidents and collisions,
- bigger availability of railway, better quality of railway services,
- increase of new investments creating new workplaces.

***Monitoring indices of the priority axis***

	Index description	Unit of measure	Index value in the base year	Index value in the target year	Measurement frequency	Data source
Product index	1. Number of projects concerning: - transport	pcs.	0	30	year	MA beneficiaries
	2. Kilometers of: - new roads, incl. - local roads - regional roads	km	0	16		

	- modernized roads, incl. - local roads - regional roads	km	0	398		beneficiaries
	3. Kilometers: - of new railways, - of modernized railways.	km	0	61,99		
Result index	1. Time savings in EUR/ on modernized roads, in passenger and cargo traffic	EUR	0	the value to be estimated		
	2. Increase in population using public transport in % (increase of places in cars)	%	86,0 <sup>1</sup>	+ 1,5		beneficiaries
	3. Passenger traffic in airports (arrivals, departures) in thousands	thousand	76,9 <sup>2</sup>	250,0		
	4. Time savings in EUR in passenger and goods transport rail service on new and modernized railways.	EUR	0	the value to be estimated		

<sup>1</sup> – places in public transport cars, 2004 acc. to GUS (Main Statistical Office)

<sup>2</sup> – 2005 acc. to GUS

### ***Beneficiaries***

Local government units, their unions and associations, organizational units of local government units with legal personality, governmental administration, companies.

## **Priority Axis 2. Maintenance and rational utilization of environment**

### ***Objectives of the priority axis***

The objective of the priority axis is improvement of the condition of natural environment, its efficient forming and conservation of natural resources in order to improve living conditions of inhabitants and create favourable conditions for development of economy in conformity with the principles of sustainable development.

### ***Description and justification of the priority axis***

Kujawsko-Pomorskie voivodeship is characterized by big bio-diversity and 32,4% of its area is legally protected. Natural values significantly affect the quality of life of inhabitants, determine the region's attractiveness for tourists and investors. Preservation of resources and natural values for next generations not only requires protection but also extension of biological diversity and broadly defined ecological education of society.

Existing defects in environmental infrastructure decrease geographical attractiveness of the region, unfavourably determine possibilities of its economic development and have negative impact on living conditions of inhabitants.

In order to achieve the quality standards for the condition of natural environment determined by the EU directives, resulting from the Accession Treaty in the area of environment protection, it is regarded as purposeful to execute actions aimed at development and modernization of the infrastructure of protection and rational utilization of environment as well as prevention of threats.

Support within the priority axis takes into account implementation of investments co-financed from the resources of the Cohesion Fund within the Operational Programme Infrastructure and Environment, including water and sewage management in Toruń, ecological safety of the water dam in Włocławek, increase of flood safety of the river Wisła (Vistula River) on the section from Toruń to Kwidzyn.

As indicated in the diagnosis, a serious source of threats for natural environment in the voivodeship, especially for surface and underground water, is **water and sewage management**.

Support will be given to projects concerning development and modernization of transfer networks and facilities in water treatment plants, especially those using the power output of wastes (gases) for utility purposes, provided they are economically profitable. Priority will be given to projects aimed at a reduction of the total sewage load and located in agglomerations<sup>17</sup> between 2 thousand RLM<sup>18</sup> and 15 thousand RLM included in the National Programme for Municipal Sewage Treatment. Those projects should considerably limit the level of pollution of open waters used for relaxation purposes, particularly rivers: Wisła, Drwęca, Brda, Osa, Noteć; lakes: Głuszyńskie, Skepskie, Łasińskie, lakes of Pojezierze Brodnickie, Zalew Koronowski. Support will also be given to projects in the area of development and modernization of water supply and treatment.

**Wastes management** in Kujawsko-Pomorskie voivodeship consists mainly in neutralization of wastes through their storage in waste dumps. Support will be given to investments in the area of municipal wastes management, including: investments aimed at prevention of wastes creation, reclamation of wastes which creation was unavoidable, neutralization of wastes. Support will cover complex systems of municipal wastes management including integrated infrastructure for segregation and selective collection of wastes, transport of wastes, their recovery, recycling, storage and neutralization in other way than storage, connected also with the recovery of energy.

Support will be given to the projects conforming to the Wastes Management Plan for Kujawsko-Pomorskie Voivodeship.

**Quality of atmospheric air** is connected with a reduction of gas and dust pollution emission in the process of production of thermal energy for communal and economic purposes. Support will be given to development and modernization of municipal systems (sources and networks) of heating infrastructure and heating systems of public service facilities using modern, energy-saving devices and technologies. The support will also be aimed at the reduction of heat losses during heat transfer.

---

<sup>17</sup> According to the Water Law the term agglomeration means the area with population density and business activity concentrated enough to have the municipal sewage collected and transferred to the municipal wastewater treatment plant.

<sup>18</sup> RLM – load of organic biologically decomposable substances expressed as the factor of five-days biochemical requirement for oxygen in the amount of 60g of oxygen per day; equivalent number of inhabitants (in accordance with the art.43 point 2 of Water Law act of June 18, 2001)

Due to current low level of gasification, especially in rural areas, assistance will be directed to investments providing access to earth gas supply provided those investments are economically justified and are not in disagreement with liberalization of the market.

When performing accession tasks in the area of an increase of the share of production of **electric energy from renewable sources** it is assumed that the projects in the area of production and transfer of electric and thermal energy from power plants using: wind, biomass, solar energy, geothermal energy and energy of running water, will be supported. According to the settlements of the European Council **meeting** of 8-9 of March 2007 the EU member countries were obliged to the rational use of energy and at the same time to the development of production of energy from renewable resources. The following objectives were accepted:

- the share of energy from renewable resources at the level of 20% of the total energy consumption in the EU by the year 2020. The objective is to be binding but, according to Poland's proposal, the burden of its execution will be smaller for the countries with unfavourable starting position,
- 20% increase of energy efficiency,
- profitable way of achievement of the binding minimum objective of 10% share of biofuels in the total fuel and diesel oil consumption in the EU. Binding character of this objective is correct under the condition that the durability of production is ensured, biofuels of the second generation will become available on the market and the directive on the quality of fuels is adequately amended in order to allow to implement proper mixing levels.

**Development of anti-flood infrastructure and protection against water deficit** will be supported in the area of prevention of natural threats. The support will cover in particular the investments for maintaining functional efficiency of devices and facilities reducing the possibility of flood in valleys: river embankments, pumping stations, dry reservoirs (polders) etc. Next, assistance will also be given to construction projects of water retention systems targeted at an increase of disposable water resources counteracting the efflux of water from drainage basin, especially on the areas with deficit of water in agricultural economy. These projects include also construction and modernization of multi-task reservoirs of capacity smaller than 10 million m<sup>3</sup>. The assistance will not be given to investments in the area of basic land melioration not connected with anti-flood protection as well as specific meliorations. The support can be received by tasks concerning procedures of effective rescue actions, neutralization of the effects of natural threats and counteraction to serious breakdowns.

Infrastructural projects will be aimed healthcare and safety (of valuable goods as well) in urban areas. In particular, the priority will be given to renovation of the existing infrastructure in order to ensure proper flood protection level (flood banks, pumping stations, dry containers (polders). Execution of new infrastructural projects will be possible only when flood threat still exists despite execution of non-infrastructural actions and the requirements of the Article 4.7 of the Framework Water Directive are met.

Moreover, if the flood threat exists and has to be managed, preparation and maintenance of regional and local action plans in flood threat situation will be supported. The support will not concern investments in the area of basic and specific land melioration not connected with flood protection.

Support can be given to the tasks concerning effective rescue actions and removal of the results of natural threats and counteracting serious breakdowns.

In the execution of the superior objective of the development strategy for the voivodeship “... considering the principles of sustainable development”, the assistance will be targeted at **protection and promotion of natural resources** of the region in order to reduce environment degradation and losses in biological diversity resources. Support will be given to projects in the area of: preservation of diversity of species, restoration and protection of proper condition of natural sites, restoration of ecological corridors in order to remove barriers and limits of animals reallocation, support for creation of pro-ecological attitudes in the society, including creation or modernization of infrastructure connected with availability and promotion of protected areas, e.g. setting and arrangement of natural and educational routes.

The support within the priority axis will also be given to projects of international cooperation in the area of creation of interregional cooperation network, exchange of experience, joint information and publicity actions, including actions specified in the Commission Initiative “Regions for economic changes“ accepted in the Announcement of European Communities no. KOM(2006)675 of the 8<sup>th</sup> of November 2006.

### *Intervention categories*

- |                                                                                                                                                                             |
|-----------------------------------------------------------------------------------------------------------------------------------------------------------------------------|
| <ul style="list-style-type: none"><li>– Energy: 43, 35, 40, 41, 42</li><li>– Environment protection and prevention of threats: 44, 45, 46, 47, 48, 50, 51, 53, 54</li></ul> |
|-----------------------------------------------------------------------------------------------------------------------------------------------------------------------------|

### *Elasticity instrument (cross-financing)*

No elasticity instrument is going to be applied within the priority axis 2. Maintenance and rational utilization of environment.

### *Complementarity with actions co-financed from the resources of EFRROW and EFR*

Actions executed within the Axis 2 of the Regional Operational Programme for Kujawsko-Pomorskie Voivodeship are complementary with the actions supported from the resources of EFRROW within the Programme of Rural Development,

- Axis 3. Action 3.2. Main services for rural population and economy.  
The demarcation criterion is the project implementation area.
- Axis 2. Action 2.2. Payments for Natura 2000 areas and areas connected with the implementation of the Framework Water Directive, Action 2.5. reconstruction of the potential of forest production devastated by disasters and introduction of preventive instruments. The demarcation criterion is the extent of assistance.
- Axis 1. Action 1.6. improvement and development of infrastructure connected with development and adjustment of agriculture and forestry. The demarcation criterion is the extent of assistance.
- Axis 4. LEADER Action „Implementation of local development strategies”. The demarcation criteria are location and type of beneficiary.

The actions performed within the Axis 2. RPO WK-P are complementary to the actions supported from the resources of EFR (European Fishery Fund) as part of the Operational Programme Development of Sector of Fishery and Coastal Fishing Areas 2007-2013:

- Axis 2. „Aquaculture, inland fishery, processing and fish market”,
- Axis 3. „Common interest resources”,
- Axis. 4 „Sustainable development of fishery-dependent areas”.

The demarcation criteria are the extent of support and the beneficiary.

### ***Complementarity with other operational programmes within the Coherence Policy 2007-2013***

With the Operational Programme Infrastructure and Environment 2007-2013:

- Priority axis I: Water and sewage management (Coherence Fund) assumes support for the systems of collection and treatment of wastes (complex solutions for water and sewage management). The demarcation criterion is the size of agglomeration.
- Priority axis II: Wastes management and earth surface protection (Coherence Fund) (complex projects in the area of communal wastes management). The demarcation criterion is the number of residents served by systems and installations.
- Priority axis III: resources management and prevention of environmental threats (Coherence Fund) (retention containers, anti-flood actions, resources management and prevention of environmental threats, environmental monitoring). The demarcation criterion is capacity of containers and value of projects.
- Priority axis V: Nature protection and creation of ecological attitudes (European Regional Development Fund) – (protection and creation of ecological attitudes, prevention of diversity of species, protection of habitats, information and promotional campaigns, building of paths for animals and elimination of barriers). The demarcation criterion is the value of projects.
- Priority axis X: Environment-friendly power infrastructure, assumes support for the production of cogenerated power, reduction of energy consumption, development of renewable energy sources. The demarcation criterion is the value of projects.
- Priority axis XI: Energy security, assumes support for the systems of gas transfer and distribution The demarcation criterion is the value of projects.

### ***Expected results of execution of the priority axis***

The following results of the execution of the priority axis are expected:

- better condition of natural environment (waters, soil, air, acoustic environment),
- reduction of natural threats (floods, droughts, fires),
- increase of the share of energy obtained from renewable sources.

**Monitoring indices of the priority axis**

	Index description	Unit of measure	Index value in the base year	Index value in the target year	Measurement frequency	Data source
Product index	1. Number of projects concerning: - water and sewage management	pcs.	0	80	year	MA MA MA MA MA beneficiaries beneficiaries
	- wastes management	pcs.	0	42		
	- air quality protection	pcs.	0	25		
	- flood security and retention	pcs.	0	8		
	- gas supply for the population	pcs.	0	7		
	- bio-diversity	pcs.	0	56		
	- renewable energy	pcs.	0	the value to be estimated		
	2. Length of water supply network	km	4447,2 <sup>1</sup>	+ 120		
	3. length of food-preventing elements	km	0	60,0		
	4. Installed power in power plants using renewable energy sources (MW)	MW	215,6 <sup>1</sup>	+ 8,0		beneficiaries
	5. Number of projects concerning threat prevention	pcs.	0	the value to be estimated		
Result index	1. Number of people connected to the water supply system in the result of the implementation of projects	people	0	+ 33 600	year	beneficiaries /WIOŚ
	2. Number of people participating in selective collecting of wastes in the result of the implementation of projects	people	0	the value to be estimated		
	3. Number of people covered by the selective wastes collection in the result of projects implementation	%	0	70		
	4. Number of people protected from flood thanks to the implementation of projects in thousands	thousand of people	0	30		
	5. Area of lands reclaimed in the result of projects implementation	km <sup>2</sup>	0	the value to be estimated		

<sup>1</sup> – 2004 according to US Bydgoszcz (Internal Revenue Office in Bydgoszcz)

WIOŚ - Regional Inspectorate for Environment Protection

**Beneficiaries**

Local government units, their unions and associations, organizational units of local government units with legal personality, governmental administration, other public finance sector units, PGL Lasy Państwowe (State Forests) and its organizational units, landscape parks, water law companies, non-governmental organizations, companies.



### Priority axis 3. Development of social infrastructure

#### *Objectives of the priority axis*

The objectives of the priority axis are:

- improvement of the quality and availability of social services due to investments in social infrastructure (education, health, social care, culture), also for disabled people.
- protection and conservation of cultural heritage.

#### *Description and justification of the priority axis*

One of the main determinants of the region's attractiveness for both business activity and residential location is a rich offer of social services, which requires investments in infrastructure ensuring high quality of provided services and bigger availability to disabled people.

In order to improve education quality, the priority axis assumes support for **development and modernization of teaching and educational infrastructure**.

Support for higher education is going to concern: construction, extension, modernization of buildings and provision of equipment for school facilities connected with educational activity. Priority give to the development of higher engineering education implies preferences for modernizing and providing equipment to laboratories and teaching facilities of such schools. Furthermore, assistance can be given to projects connected with construction, modernization and provision of equipment to: libraries, sport facilities, student houses and other elements important for the achievement of high teaching standards. Support will be given to the project coming from traditional higher education centres in Toruń and Bydgoszcz in order to strengthen the main metropolitan functions of these cities as well as to the projects of development of the infrastructure of existing higher education schools in current and prospective subregional centres of the voivodeship: Włocławek, Grudziądz, Inowrocław, Brodnica and Tuchola.

Assistance will also concern actions aimed at strengthening the broadly defined teaching base of adults education (continuing education) serving their vocational adjustment to the requirements of labour market.

The priority axis assumes also support for projects aimed at development and modernization of facilities and better equipment of teaching and educational units of other levels of education, e.g. providing presently missing elements such as specialized labs, vocational workshops, sport, recreational and cultural facilities at schools.

High premature death rate, morbidity structure and resulting therapeutic needs and health prophylaxis in the region are presented in the diagnosis of the programme and require further **development of health protection infrastructure**. Support will be given to investments ensuring high standard of medical services of standard and hospital treatment, including reconstruction and modernization of hospitals, diagnostic centres, implementation of new medical technologies, supplying healthcare centres with advanced medical equipment, adjustment of facilities to the use by disabled people.

Investments in social care infrastructure, including teaching and educational centres for children and youth as well as nursing homes, can receive support in order to improve provided services.

Rich cultural heritage of the region, including rare monuments of Romanesque and Gothic architecture, examples of historical town planning, requires actions aimed at its preservation for future generations. These actions are also favourable for tourism promotion. Therefore, support will be given to investments targeted at the improvement of technical condition of monumental objects and complexes, their adjustment to new functionalities, e.g. cultural activities.

In order to improve established cultural position of the region, support will be given to investments in the area of **development of cultural infrastructure** of regional significance, providing better possibilities for creation of cultural offer of the region being at the same time the identification mark and element of the image of Kujawsko-Pomorskie voivodeship

Assistance in development of inter-regional social infrastructure in Bydgoszcz and Toruń will improve their metropolitan functions.

***Intervention categories:***

- |                                                                                                                                       |
|---------------------------------------------------------------------------------------------------------------------------------------|
| <ul style="list-style-type: none"><li>– Investments in social infrastructure: 75, 76, 77, 79</li><li>– Culture: 58, 59, 60.</li></ul> |
|---------------------------------------------------------------------------------------------------------------------------------------|

***Elasticity instrument (cross-financing)***

No elasticity instrument is going to be applied within the priority axis 3. Development of social infrastructure.

***Complementarity with actions co-financed from the resources of EFRROW and EFR***

Actions executed within the Axis 3 of the Regional Operational Programme for Kujawsko-Pomorskie Voivodeship are complementary with the actions supported from the resources of EFRROW within the Programme of Rural Development,

- Axis 3, Action 3.3. Revival and development of rural areas. The demarcation criterion is location and type of beneficiary.

The actions executed within the Axis 3 of the Regional Operational Programme for Kujawsko-Pomorskie Voivodeship are not directly connected with the actions supported from the resources of EFR.

***Complementarity with other operational programmes within the Coherence Policy 2007-2013***

**Operational Programme Innovative Economy 2007-2013**

- Priority axis 7. Creation and development of information society – projects concerning research and development infrastructure in centres with high research abilities (among others in advanced technology centres, excellence centres, laboratories providing specialized services). The criterion of demarcation between programmes is the project value.

### Operational Programme Infrastructure and Environment 2007-2013

- Priority axis XIV: Infrastructure of higher education – didactic infrastructure (buildings and equipment) in the area of advanced technologies; information society infrastructure for didactic purposes; didactic infrastructure concerning other education directions than the ones specified in the objective and the auxiliary infrastructure (e.g. sport and recreation) used by students. The demarcation criteria between programmes is the project value.
- Priority axis XIII: Health security and improvement of the efficiency of the healthcare system – interregional healthcare infrastructure: supporting healthcare centres the founding bodies of which are: a minister, central body of government administration, a public medical school or a public school performing didactic activities and research in the area of medical science. The beneficiaries can also be public medical schools or public schools performing didactic activities and research in the area of medical science. The infrastructure of integrated rescue systems (buildings, medical equipment, sanitary transport means, landing grounds) where the beneficiaries are public and non-public healthcare centres, incl. those managed by local government units, and sanitary transportation service; support for regional emergency communication centres. The criteria of demarcation between programmes are: type of project (extent of assistance, location), project value and type of beneficiary.
- Priority axis XII: Culture and cultural heritage – protection and preservation of supraregional cultural heritage (incl. projects concerning the objects included on the list of world cultural heritage UNESCO and the Monuments of the President of Poland); development and improvement of supraregional cultural infrastructure; development of the infrastructure of artistic education. The criteria of demarcation between programmes are: type of project (extent of assistance, location), project value and type of beneficiary.

### Operational Programme Human Resources (central)

- Priority Axis I “Employment and social integration”.
- Priority Axis II. “Development of human resources and adaptive potential of enterprises as well as improvement of the health of working people through preparation of preventive programmes and programmes supporting return to work”; increase of qualifications of medical personnel, especially nurses, midwives, and doctors of scarce specializations; increase of service quality in healthcare units.
- Priority Axis III “High quality of educational system”.
- Priority Axis IV “Higher education and science”.

The criteria of demarcation between programmes in the type of project.

The works on the evaluation of the impact of the European Social Fund on regional development have not been finished, therefore it is not possible to give detailed information on consolidated results of the implementation of the ESF in the voivodeship.

**Expected results of execution of the priority axis**

The following results of the execution of the priority axis are expected:

- better quality of provided services,
- bigger availability of specialized medical services,
- increase of educational potential,
- better condition of the resources of cultural heritage.

**Monitoring indices of the priority axis**

	Index description	Unit of measure	Index value in the base year	Index value in the target year	Measurement frequency	Data source
Product index	1. Number of projects concerning:				year	MA beneficiary
	- education, incl.	pcs.	0	70		
	- higher education	pcs.		4		
	- health	pcs.	0	70		
	- culture	pcs.	0	6		
	2. Usable area of new teaching objects, m <sup>2</sup>	m <sup>2</sup>	0	7 770		
Result index	1. Number of students/pupils benefiting from the results of the project	People	0	2 590	year	beneficiary
	2. Number of specialized medical examinations carried out using the equipment purchased in the result of the project	pcs.	0	the value to be estimated		
	3. Number of users of cultural objects supported in the result of the implementation of the project	People	0	the value to be estimated		

**Beneficiaries:**

Local government units, their unions and associations, organizational units of local government units, higher education schools, legal and natural persons administering schools and educational centres, healthcare centres working within the public healthcare system (i.e. entities providing services guaranteed within a contract with an Financing Institution for Public Health Services (e.g. NFZ – National Health Fund) , cultural institutions, other public finance sector units with legal personality, non-governmental, non-profit organizations, churches and religious communities as well as their legal persons.

## Priority axis 4. Development of the infrastructure of information society

### *Objectives of the priority axis*

The main objective of the priority axis is to create conditions for development information society in region through realization of detailed objectives:

- increased access to broadband computer network and hence access to world information resources, internet services, multimedia services,
- use of informational and communicational technologies in public services and economy.

### *Description and justification of the priority axis*

As part of the execution of the objectives of revised Lisbon Strategy, Regional Innovation Strategy for Kujawsko-Pomorskie Voivodeship, until 2015 support will be given to projects concerning creation of information society.

The priority axis will provide support for the continuation of **creation of the regional broadband data communication network**<sup>19</sup> through additional local network, access to public internet access points, support for projects concerning activation of systems required by this network in the area of security, extension of the range of provided services etc.

Gradually developed broadband network available to numerous users will enable activation of **e-services for inhabitants and small and medium companies**. Support will go to projects concerning activation of specialized computer systems (integrated digital platforms) by entities providing public services for inhabitants: administration and management systems/applications, also the ones using geo-information systems (GIS, SIT etc.), public security systems e.g. medical rescue, tele-educational systems, systems of monitoring of e.g. natural environment, agricultural production and others. Supportive actions will also concern further creation of tele-medicine system, including development of internal hospital network infrastructure, digital technologies of diagnosis and treatment, connection of medical service units to broadband networks.

Support will also be given to the projects concerning creation of digital databases, especially the ones concerning the cultural heritage. Digital form of description of unique objects of this heritage is going to enable easy and wide access to its resources.

Assistance will be given to the projects targeted at development of business activity based on the accessibility to a broadband network as necessary element of manufacturing process, provided service e.g. e-commerce, e-teaching.

The priority axis provides also support for the projects concerning international co-operation in the area of creation of interregional co-operation network, exchange of experience, joint information and publicity actions, including creation of common databases, portals, digital platforms, including actions foreseen within the Commission Initiative “Regions for economic changes” accepted in the Announcement of the European Communities Commission no. KOM(2006)675 of the 8<sup>th</sup> of November 2006.

---

<sup>19</sup> The term regional broadband network does not refer to the broadband network administered by Kujawsko-Pomorska Sieć Informacyjną Sp. z o.o.

In order to ensure proper execution of process selection and monitoring of projects concerning information society infrastructure through the whole project implementation period, a group of specialized IT experts will be created to take active part in the whole life cycle of supported project.

***Intervention categories:***

– Information society: 10, 11, 13, 14, 15
-------------------------------------------

***Elasticity instrument (cross-financing)***

The priority axis 4. Development of the infrastructure of information society foresees the use of elasticity instrument if the actions subject to support of another fund are necessary for proper execution of the operation, are directly connected with it and focus on their intervention area. It will be possible to execute “light” actions of essential significance for the investments within the European Regional Development Fund. Cross-financing will be used in case of infrastructural investments financed from the European Regional Development Fund and training actions directly connected with the start-up of this infrastructure.

***Complementarity with actions co-financed from the resources of EFRROW and EFR***

The executed actions are not directly connected with the actions supported from the resources of EFRROW and EFR.

***Complementarity with other operational programmes within the Coherence Policy 2007-2013***

Operational Programme Innovative Economy 2007-2013:

- Priority Axis II. Infrastructure of the area R&D:

Action 2.3. Investments connected with the creation of IT Infrastructure for science.

The demarcation criterion is the value of the project.

- Priority axis 7. Construction and development of information society:

7.1. Construction of electronic administration – infrastructure of electronic services of public administration (among others electronic national registers, electronic circulation of documents, electronic signature); electronic services and contents for businesses and citizens – service platforms, development of digital resources; beneficiaries – government administration units and their organizational units.

The criteria of demarcation line between programmes are; type of project (extent of assistance, location), project value and type of beneficiary.

7.2. Supporting business activity in electronic economy – “Digital Poland for Everybody” – supporting projects in the area of creation of electronic services for companies (mainly newly established) specialized in such activity; support for newly established and 1-year active companies.

The criteria of demarcation line between programmes are; type of project (extent of assistance, location), project value and type of beneficiary.

7.3. Assistance in implementation of B2B electronic business solutions – support in implementation of ICT in companies and creation of electronic services among B2B companies.

The criteria of demarcation line between programmes are: type of project (extent of assistance, location), project value and type of beneficiary.

7. 4. Electronic integration e-inclusion – grant to cover the costs of Internet access (together with computers and technical support) – no infrastructure creation – the beneficiaries are municipality authorities and the target groups – households threatened by digital exclusion.

The criteria of demarcation line between programmes are: type of project (extent of assistance, location), project value and type of beneficiary.

With the Operational Programme Infrastructure and Environment 2007-2013:

- Priority axis XIV: Infrastructure of higher education– infrastructure of information society for didactic purposes in public high education schools. The criterion of demarcation line between programmes are: the value of project and is the type of beneficiary.

With the Operational Programme Human Resources:

- Priority Axis II: Type of human resources and adaptive capability of enterprises, preparation of system policies and IT tools supporting administration management and modern customer service standards.
- Priority axis IV: Higher education and science.
- Priority axis V: Good management. The criterion of demarcation line between programmes is the type of project.

***Expected results of execution of the priority axis***

The following results of the execution of the priority axis are expected:

- wider Internet access,
- development of public services available on-line,
- development of commercial services available on-line.

***Monitoring indices of the priority axis***

	Index description	Unit of measure	Index value in the base year	Index value in the target year	Measure ment frequency	Data source
Product index	1. Number of projects of local networks with broadband access Internet access	pcs.	0	36	year	MA
Result index	1.Number of tele-information centres – widely available, free of charge internet access points	pcs.	0	115	year	beneficiaries
	2. number of people with broadband Internet connection, incl. - in rural areas	people	0	Will be estimated		

	3. Number of broadband Internet connections, incl.: - households - small and medium businesses - schools	pcs.	0 0 0	Will be estimated		
	4. Number of users of on-line services	people	0	Will be estimated		

<sup>1</sup> – 2004 acc. to the Statistical Office in Bydgoszcz

<sup>2</sup> – 2006 acc. to the Marshall Office of Kujawsko-Pomorskie Voivodeship, Health Department (11 out of 32 hospitals participates in tele-medicine system)

### ***Beneficiaries:***

Local government units, their unions and associations, organizational units of local government units with legal personality, entities carrying out tasks of local government units, government administration, higher education schools, legal and natural persons administering schools and educational centres, cultural institutions, healthcare centres working within the public healthcare system, other public finance sector units with legal personality, non-governmental non-profit organizations, churches and religious communities as well as their legal persons, small (micro) and medium companies.

## **Priority axis 5. Increase of competitiveness of companies**

### ***Objectives of the priority axis***

The objective of the priority axis is to increase the competitiveness of companies of Kujawsko-Pomorskie voivodeship, growth of their economic and innovative potential, growth of business activity and increase of employment.

### ***Description and justification of the priority axis***

Competitiveness of Kujawsko-Pomorskie voivodeship ought to result directly from the characteristics of its economy. It should be characterized by: structural diversification and pace of development, broadly defined innovativeness, high economic efficiency, should be environment friendly and absorb available labour resources.

Projects aimed at the increase of competitiveness of the economy of kujawsko-pomorskie voivodeship are included in both the updated Development Strategy for Kujawsko-Pomorskie Voivodeship for the years 2007 – 2020 and the Regional Innovation Strategy until 2015 referring to the revised Lisbon Strategy. They will be in line with the Community horizontal instruments like the 7th Framework Programme, Competitiveness and Innovation Programme, and lifelong learning.

Business support within the Programme focuses on small and medium enterprises. Only in absolute exceptional cases support to large enterprises could be allowed under the following conditions:



- 1) size of investment should be below 2 million €,
- 2) clear and major benefit for the region (regional character of a project).

A maximum threshold of direct grant financing for support to large companies will not exceed 10% of axis budget.

The priority axis will support **development of business support institutions**, extension and diversification of services directed to entrepreneurs. The supportive actions will concern activation of new and additional capital for the existing institutions of financial support for business initiative, loan funds and guarantee funds. It is planned that 32% of public resources budget in the axis will be directed to support to business environment elements (i.e. recapitalization of revolving financial instruments for businessmen and development of investment grounds). Furthermore, there are proposals concerning support for strengthening of technical infrastructure for services provided by business support institutions. The broadest possible offer of services facilitating development of business activity and developing this activity should be available in the majority of county centres in the voivodeship and should strengthen their role as local centres of social and economic development.

The priority axis assumes **support for investment projects** of companies aimed at the increase and modernization of production capacity (manufacturing, services) resulting in creation of new workplaces. Preferred will be companies developing innovative technologies and promoting sustainable production patterns through implementation of efficient environment management systems as well as implementation and use of technologies preventing from environment polluting<sup>20</sup>. Support will also concern companies' investment projects connected with meeting acknowledged modernity standards, among others certification of produced goods and services, certification in the area of safety and hygiene of production processes, organization and management.

The priority axis foresees direct support for **investment projects** of existing companies **in the area of adjustments to the requirements of environment protection** and other requirements resulting from community's regulations on monitoring of companies' impact on environment, administering companies' water and sewage management as well as wastes management, reducing negative impact on the atmosphere.

The actions within the priority axis will **strengthen the abilities of the regional sector of research and development of new technologies** (B+RT) in the area of its innovative effect on economy. Support will be given to development of organizational units of scientific and research institutions aimed at disseminating innovations in the economy, among others information and publicity centres and their actions. Supportive actions will also cover projects concerning co-operation of B+RT entities with entrepreneurs aimed at economic application of the innovative results of scientific research and at stimulation of such research in order to use their results in economic life. Furthermore, development of specialized entities of innovative activity such as technology transfer centres or industrial estates will be supported.

The priority axis foresees giving **assistance to promotion of products** (goods, services, know-how) that have chances to become regional brands, support creation of the region's image as the area offering modern and unique goods and services as well as the area where new ideas are born. Preparation of market offer of brand products will be supported as will be its presentation on domestic and international fairs and export activity, regarded as

---

<sup>20</sup> See Resolution of the European Council 1080/2006, art. 4.

projects complementary to the ones supported by the Operational Programme Innovative Economy.

Projects concerning development of water and sewage, energy and publicity infrastructure of **investment grounds** will be supported in order to increase the attractiveness of the region in respect of localization of investments.

The priority axis provides also support to the projects concerning international co-operation in the area of creation of international co-operation network, exchange of experience, joint information and publicity actions, incl. actions foreseen in the Commission Initiative “Regions for economic changes” accepted in the Announcement of the European Communities Commission no. KOM(2006)675 of the 8<sup>th</sup> of November 2006.

### ***Intervention categories:***

- Research and technological development, innovations and business activity: 03, 04, 05, 06, 07, 08

### ***Elasticity instrument (cross-financing)***

The priority axis 5. Increase of competitiveness of companies foresees the use of elasticity instrument if the actions subject to support of another fund are necessary for proper execution of the operation and are directly connected with it.

The European Coherence Fund supports entrepreneurs’ capacity to adapt their companies by means of consulting services and trainings, especially services connected with work organization and human resources development in companies.

The European Regional Development Fund focuses on all other consulting services and on support to business-friendly environment.

### ***Complementarity with actions co-financed from the resources of EFRROW and EFR***

Actions executed within the Axis 5 of the Regional Operational Programme for Kujawsko-Pomorskie Voivodeship are complementary with the actions supported from the resources of EFRROW as part of the Rural Areas Development Programme.

- Axis 3. Action “Creation and development of micro-companies”. The criteria of demarcation between programmes are the project value, extent of support and location.
  - Action “Diversification towards non-agricultural activity”. The demarcation criteria are the extent of support and type of beneficiary.
- Axis 1. Action “Increase of the added value of the basic agricultural and forest production”. The demarcation criteria are the extent of support and the type of the project.
  - Action “Information and publicity”. The criterion of demarcation is the type of beneficiary.
- Axis 4. LEADER. Action “Implementation of local development strategies”. The demarcation criteria are the type of beneficiary and location.

The actions executed within the Axis 2 of the Regional Operational Programme for Kujawsko-Pomorskie Voivodeship are complementary with the actions supported from the

resources of EFR as part of the Operational Programme Sustainable Development of the Sector of Fishery and Coastal Fishing Areas.

- Axis 2. „Aquaculture, inland fishery, processing and fish market”,
- Axis 3. „Common interest resources”,
- Axis 4. „Sustainable development of fishery-dependent areas”.

The demarcation criteria are the extent of support and the beneficiary.

### ***Complementarity with other operational programmes within the Coherence Policy 2007-2013***

#### **With Operational Programme Infrastructure and Environment (IiŚ) 2007-2013:**

- Priority axis: IV Projects for adjustment of enterprises to the requirements of natural environment protection, assumes support to big companies.

The criterion of demarcation line between programmes is the type of beneficiary.

#### **With the Operational Programme Innovative Economy (IG) 2007-2013:**

- Priority axis 2. R+D Infrastructure, support to the centre of high R+D potential and investments concerning creation of IT infrastructure for science.

The criterion for demarcation line between programmes are the size and type of a project.

- Priority axis 3. Capital for innovations, support to the funds of high risk capital.

The criterion for demarcation line between are

- Priority axis 4. Investments in innovative enterprises, support will go to the investment of high innovative potential.

The criterion for demarcation line between programmes is the size of a project.

- Priority axis 5. Diffusion of innovation, support to the existing co-operation relations, supporting institutions from business environment that provide pro-innovative services and their supraregional networks as well as supporting innovation centres.

The criterion for demarcation line between programmes is the type of a project.

- Priority axis 6. Polish economy on international market, includes complex package of services for small and medium enterprises that plan to begin or extend their export activity or sales to JRE as well as support to development of service centres for investors and to creation of new investment grounds.

The criterion for demarcation line between programmes is the type of a project.

The criteria of demarcation line between projects are: type of a project (extent of assistance, location), project value and type of beneficiary.

**With the Operational Programme Human Resources (ZL) 2007-2013:**

- Priority axis 2. Development of human resources and adaptation capacity of enterprises, support to promotion of network idea.
- Priority axis 5. Good management.

The criteria of demarcation line between projects are: type of a project (extent of support, location), project value.

***Expected results of execution of the priority axis***

The following results of the execution of the priority axis are expected:

- increased number of business entities and bigger employment,
- increased product and organizational innovativeness,
- increased utilization of the regional R+D sector in the process of modernization of the economy,
- extension of the offer of brand products and services,
- increased employment.

***Monitoring indices of the priority axis***

	Index description	Unit of measure	Index value in the base year	Index value in the target year	Measurement frequency	Data source
Product index	1. Number of projects concerning: - additional capital for loan and guarantee funds	pcs.	0	20	year	MA
	- support to investments of companies	pcs.	0	800		
	- adjustment of companies to the requirements of environment protection	pcs.	0	160		
	- development of investment grounds	pcs.	0	5		
	- number of R+D projects executed by SME's	pcs.	0	5		
	- number of example projects for cooperation between entrepreneurs and R+D institutions	pcs.	0	5		
	2. Investment areas	ha	0	value to be estimated		
Result index	1. Number of companies that used the funds: - loan funds - guarantee funds	pcs.	63 <sup>1</sup> 408 <sup>2</sup>	1760 4311	year	beneficiaries
	2. Number of created workplaces (gross, full time)	pcs.	0	2470 (acc. to HERMIN)		

	3. Number of supported companies in total, incl.:	pcs.	0	560		
	- Micro-companies	pcs.	0	300		
	4. Workplaces created thanks to R+D projects	pcs.	0	7		
	5. Additional investments created thanks to the support	mln EUR	0	Will be estimated		

<sup>1</sup> - 2005 loans granted by Kujawsko-Pomorski Fundusz Pożyczkowy (Loan Fund of Kujawsko-Pomorskie Voivodeship)

<sup>2</sup> – 2005 number of guarantees granted by Kujawsko-Pomorski Fundusz Poręczeń Kredytowych (Credit Guarantee Fund of Kujawsko-Pomorskie Voivodeship)

### ***Beneficiaries:***

Business support institutions, higher education schools, scientific units, social and economic partners, local government units, their unions and associations, companies.

## **Priority axis 6. Support for the development of tourism**

### ***Objectives of the priority axis***

**The objective of the priority axis** is the increase of the role of tourism as a factor of social and economic development of the voivodeship through better utilization of its natural and cultural heritage, extension of the offer of tourism services and improvement of their quality, development of new and sustainable kinds of tourism.

### ***Description and justification of the priority axis***

Having substantial resources and values of natural environment as well as all substantial resources of material culture (especially in Toruń), Kujawsko-Pomorskie voivodeship is a region which tourist attractiveness is not fully exposed and used as development factor. The priority axis will support projects aimed at more efficient utilization of natural and cultural heritage resources, on extension and diversification of the tourist offer and improvement of the quality of tourist services. The support will be given to the projects within the infrastructure serving the society free-of-charge as well as projects in the sector of tourism. Any initiatives taken up in the areas with special natural values will take into account vulnerability of natural environment and its lawful protection.

The priority axis will provide support for the development of **tourist and health resort infrastructure**. The support will concern development of the infrastructure in the areas with environmental qualities attractive for holidays and tourism in order to increase their usefulness in this area and to enable development of different specialized forms of tourism. The support will also be given to the projects of infrastructural development of

forest areas, especially near the cities, making them available for hikers, bikers and motorized tourists. The projects of the development of the lakelands in order to adapt these areas for holiday purposes with the use of lakes and rivers will be supported, as will be the projects of construction and modernization of widely available holiday centres.

Kujawsko-Pomorskie voivodeship disposes of suitable resources and has established tradition and brand of spa services. The offer of services can be significantly extended. The priority axis will support the development of widely available spa infrastructure, broadly defined balneological and recreational services increasing attractiveness and offer of the presently active health resorts: Ciechocinek, Inowrocław, Wieniec Zdrój and, starting its spa functions, Marusza near Grudziądz. Also initiatives concerning spa functions in other places in the region can count on support if they dispose of suitable natural resources.

The priority axis will support **development of tourist services**. The support will go to the investments in the sector of broadly defined tourist services: accommodation, gastronomy, recreation and entertainment, sport, information and other. The support can also be given to the infrastructure connected with sailing enabling to use the rivers Noteć, Brda and Wisła for the development of water tourism. Projects in the area of tourism implemented on rural areas will be connected with creation of alternative work sources.

The support will be given to the **preparation and promotion of tourist products**, in particular those showing originality and unique character of the tourist offer of the region. They should be found in the offer concerning spa tourism, cultural tourism, the forms of tourism using unique resources and qualities of natural environment.

Assistance concerning the development of tourist and spa services aimed at the use of resources and qualities of natural and cultural environment in order to improve the equality of service will depend on the creation of new workplaces.

Project connected with tourism which receive support within this priority axis will have to provide clear economic effects. Priority must be given to the projects that attract mainly tourist from outside of the region and conform with bigger plan of tourism development in the region.

The priority axis provides also support for the projects concerning international co-operation in the area of creation of international co-operation network, exchange of experience, joint information and publicity actions, incl. actions foreseen in the Commission Initiative “Regions for economic changes” accepted in the Announcement of the European Communities Commission no. KOM(2006)675 of the 8<sup>th</sup> of November 2006.

### ***Intervention categories:***

– Tourism: 55, 56, 57
-----------------------

### ***Elasticity instrument (cross-financing)***

No elasticity instrument is going to be applied within the priority axis 6. Support for the development of tourism.

### ***Complementarity with actions co-financed from the resources of EFRROW and EFR***

Actions executed within the Axis 6 of the Regional Operational Programme for Kujawsko-Pomorskie Voivodeship are complementary with the actions supported from the resources of EFRROW within the Programme of Rural Development:

- Axis 3. Action “Diversification towards non-agricultural activity”. The demarcation criteria are the extent of support, type of beneficiary and land area covered by the project.
  - Action “Creation and development of micro-companies”. The criteria of demarcation between programmes are the project value, extent of support and location.
- Axis 3. Action “Renewal and development of rural areas”. The demarcation criteria are the land area covered by the project and project value.
- Axis 4. LEADER. Action “Implementation of local development strategies”. The demarcation criteria are the type of beneficiary and location.

The actions executed within the Axis 6 of the Regional Operational Programme for Kujawsko-Pomorskie Voivodeship are complementary with the actions supported from the resources of EFR as part of the Operational Programme Sustainable Development of the Sector of Fishery and Coastal Fishing Areas.

- Axis. 4 „Sustainable development of fishery-dependent areas”. The criteria of demarcation are the extent of support, location and beneficiary.

### ***Complementarity with other operational programmes within the Coherence Policy 2007-2013***

#### ***With the Operational Programme Innovative Economy 2007-2013***

- Priority axis VI support for complex projects in the area of development of supraregional tourist products connected with the organization of EURO 2012. The demarcation criteria are the dimension (at least two regions), project value, character and significance of support.
- Priority axis VI support for projects aimed at development and promotion of competitive supraregional tourist products among others in the area of creation and running of a national booking system and tourist information system, creation of strategy and promotion plans, marketing research and analyses, advertising campaigns etc. The demarcation criterion is significance of support.

### ***Expected results of execution of the priority axis***

The following results of the execution of the priority axis are expected:

- bigger employment in tourism sector,
- higher standard of tourist services,
- bigger number of tourists visiting the region of Kujawsko-Pomorskie voivodeship.

### ***Monitoring indices of the priority axis***

	Index description	Unit of measure	Index value in the base year	Index value in the target year 2015.	Measure ment frequency	Data source
Product index	1. Number of projects	pcs.	0	90	year	MA

	2. Number of companies receiving support	pcs.	0	60	Year	MA
	3. Number of supported health resort objects	pcs.	0	3		
Result index	1. Number of created workplaces (gross in fulltime) in tourism sector	pcs.	0	100	year	beneficiaries
	2. Number of people using spa objects receiving support thanks to implementation of the projects	people	0	30 000		

**Beneficiaries:**

Local government units, their unions and associations, healthcare centres working within the public healthcare system, cultural institutions, PGL Lasy Państwowe (State Forests) and organizational units working on their behalf, landscape parks, non-governmental organizations, churches and religious communities as well as their legal persons, companies.

**Priority axis 7. Support for changes in the cities and areas requiring renovation**
**Objectives of the priority axis**

**The objective of the priority axis** is economic and social revival as well as infrastructural, architectural and urban renewal of devastated parts of cities, post-industrial and post-military grounds and objects.

**Description and justification of the priority axis**

Most of the cities of Kujawsko-Pomorskie voivodeship have multi-century history. Their complex urban structures contain areas with used buildings or exploited technological infrastructure (communal). At the same time the same areas often contain valuable objects of monumental architecture (residential, sacral, industrial, military, communicational) being a part of the cultural heritage. The priority axis foresees **support for revitalization** of such grounds (areas) aimed at the increase of the standard of everyday life of inhabitants resulting in their social and economic stimulation while preserving and restoring their cultural and historical values. The support will cover modernization of infrastructural development and renovation of objects, including renovation of the common parts of multi-family housing buildings (renewal of the main part of the building structure, technical installations, other actions resulting in energy savings).

One of the results of the solution to the housing problem occurred in the 1970s and the 1980s were “complexes of blocks of flats”, concentrations of multi-family buildings, often without the basic social infrastructure, constructed with the use of a “big plate” technology. This type of housing estates require intervention onto their both technical and social infrastructures. The priority axis foresees support for renovation of multi-family buildings in such housing estates, completion of their functional structures in terms of satisfaction of social needs of their inhabitants. According to the art.45 of the Commission



regulation(EC) no. 1828/2006 areas covered by the housing operations must fulfill at least 3 of the following conditions:

- a) High level of poverty and exclusion,
- b) High long-term unemployment rate,
- c) Unfavourable demographic trends,
- d) Low level of education,
- e) High crime and petty offences rate,
- f) Particularly high level of degradation of natural environment,
- g) Low business activity index,
- h) High number of immigrants, ethnic groups, refugees,
- i) Comparably low value of housing resources,
- j) Low level of power efficiency of buildings.

The support in the housing area will be given to renovation and change of the direction for use of the existing buildings being the property of public authorities or non-profit entities in order to offer modern, social good-quality flats with reduced level of energy consumption and satisfy in the first place the needs of social groups with lower incomes and people with special needs.

Technological and scientific progress, market competition and requirements of the present development were the main causes for the end of the activity of many companies, in particular in the chemical, food, metal industry etc. The areas that remained were characterized by decapitalized and useless constructions, devastated grounds but at the same time often by their localization attractive for development of modern economic and social functions. The priority axis foresees support for projects targeted at creation of new utility qualities of **post-industrial areas** by adjusting them to new social and economic function.

In the result of dislocation of military forces in: Bydgoszcz, Chełmno, Grudziądz, Toruń, Świecie and Włocławek, the post-military grounds were assigned to “civil” utilization. The building development typical of their original function, technical infrastructure, in most cases significantly exploited, devastated grounds, they all require adjustment to new ways of utilization. The priority axis will support projects of adaptation of **post-military grounds** to new social and economic functions.

The support can be received by projects included in the **city revitalization programme** prepared by the local government entity.

The support within the priority axis will also be given to the projects concerning international co-operation aimed at the creation of interregional co-operation network, exchange of experience among regions, cities and social and economic entities. The support will also go to the projects of experience exchange, including trainings, study visits, joint conferences and workshops and creation of joint compilations, information and publicity actions, incl. actions foreseen in the Commission Initiative “Regions for economic changes” accepted in the Announcement of the European Communities Commission no. KOM(2006)675 of the 8<sup>th</sup> of November 2006.

***Intervention categories:***

- Revitalization of municipal areas / rural areas: 61
- Investments in social infrastructure: 78 (housing infrastructure)

***Elasticity instrument (cross-financing)***

An elasticity instrument is going to be applied within the priority axis 7. Support for changes in the cities and areas requiring only if the actions supported from another project are essential for proper execution of operation and are directly connected with it.

***Complementarity with actions co-financed from the resources of EFRROW and EFR***

Actions executed within the Axis 7. of RPO W-K are complementary with the actions supported from the resources of EFRROW within the Rural Areas Development Programme.

- Axis 4, LEADER Action “Implementation of local development strategies”. Demarcation criterion is the localization and type of beneficiary.

Actions executed within the Axis 7. are not complementary with the actions supported from the resources of EFR within the Operational Programme. Sustainable Development of the Sector of Fishery and Waterside Fishery Areas 2007-2013.

***Complementarity with other operational programmes within the Coherence Policy 2007-2013***

Operational Programme Infrastructure and Environment 2007-2013:

- Priority Axis X. Environment friendly energy infrastructure.
- Priority Axis XII. Culture and cultural heritage.

Demarcation criterion – type of the project.

Operational Programme Human Resources 2007-2013:

- Axis 1. “Employment and social integration”.

Demarcation criterion is the type of the project.

***Expected results of execution of the priority axis***

The following main results of the execution of the priority axis are expected:

- increased localization and tourist attractiveness of city areas,
- improved living conditions in renewed parts of cities, reduction of „housing hunger”,
- new social and economic functions of post-industrial and post-military areas.

**Monitoring indices of the priority axis**

	Index description	Unit of measure	Index value in the base year	Index value in the target year	Measurement frequency	Data source
Product index	1. Number of projects in the area of revitalization and housing	pcs.	0	45	year	MA
Result index	1. Area of grounds subject to revitalization (ha);	ha	0	300	year	beneficiaries
	2. Number of people living in the area subject to revitalization process.	people	0	14 000		

**Beneficiaries**

Local government units, their unions and associations, organizational units of local government units with legal personality, governmental administration, higher education schools, cultural institutions, legal and natural persons administering schools and educational centres, cultural institutions, healthcare centres working within the public healthcare system, other public finance sector units with legal personality, non-governmental organizations, churches and religious communities as well as their legal persons, cooperatives and housing communities, social housing societies (TBS), MSP.

**Priority Axis 8. Technical assistance****Objectives of the priority axis**

The main objective of the priority axis is to ensure efficient and effective implementation of the regional operational programme, effective information and publicity and support for the preparation for the use of structural funds, including the correct preparation of projects in order to improve their implementation. Furthermore, the objective of the axis is also ensuring full participation in a single IT system of monitoring and control.

**Description and justification of the priority axis**

Effective use of structural funds depends mainly on administrative capabilities of institutions involved in the implementation process.

Indispensable are: suitably numerous and qualified personnel, proper technical equipment to ensure efficient implementation of the programme, systematic improvement of qualifications of the personnel involved in its preparation and implementation.

Important for efficient use of the resources of the Regional Operational Programme will be information and publicity actions, including the ones aimed at extension of knowledge about public procurement.

The priority axis will support actions aimed at the execution of the Regional Operational Programme, communication and publicity in the execution period and

ensurance of preparation for the use of structural funds in the next programming period. The support will concern:

- institutions involved in the execution of the Regional Operational Programme, including their management training in the area of: implementation, appraisal and control and preparation to the use of structural funds in the next programming period. The support will cover the costs of selection of projects, monitoring, control (including financial control), assessment and payments, audits, organization of work of the Monitoring Committee, preparation of reports, preparation of expertise works, analyses, studies, execution of evaluation tests,
- human resources involved in the execution of the Regional Operational Programme, including the resources monitoring application of horizontal principles, especially the principles of partnership, sustainable development, gender equity and non-discrimination, and responsible for preparation to the utilization of structural funds in the next programming period. The support will cover financing of employment, trainings, seminars, workshops, courses and further education, professional trainings and study visits in other regions executing the EU policy,
- purchase of office equipment, computer hardware and software, tele-communicational, audio-visual equipment ensuring proper execution of the Regional Operational Programme, filing documents in accordance with the valid standards, preparation to the next programming period.
- rental, renovation and adaptation of offices for actions directly connected with implementation and management of structural funds.
- information and publicity of the Regional Operational Programme through: preparation and distribution of promotional and information materials, promotional conferences and seminars, counselling, co-operation with media, information points, administrative and office management of promotional and informative actions, preparation and publication of programming documents, flow and exchange of information among entities involved in the execution of the Regional Operational Programme,
- consulting services for applicants in the area of preparation of projects for co-financing within the Regional Operational Programme, including prospective beneficiaries on case of which the monitoring actions reveal lack of activity in the period of application for grant money within ROP,
- tasks connected with the termination of support from ZPORR (Integrated Regional Operational Program).

### ***Intervention categories***

Technical assistance: 85, 86.
-------------------------------

### ***Elasticity instrument (cross-financing)***

No elasticity instrument is going to be applied within the priority axis 8. Technical Assistance.

**Expected results of execution of the priority axis**

The following results of the execution of the priority axis are expected:

- efficient and effective process of execution of the Regional Operational Programme,
- creation of positive image of administration responsible for the implementation of resources of structural support,
- preparation of programming documents for the next period of programming of operations of structural funds

**Monitoring indices of the priority axis**

	Index description	Unit of measure	Index value in the base year	Index value in the target year	Measurement frequency	Data source
Product index	1. Number of created workplaces financed from the resources of the programme (contracts of employment only)	pcs.	0	110	years	MA
	2. Number of conducted trainings, workshops, study visits	pcs.	0	140	years	
	3. Number of purchased computer hardware (laptops, servers, computers) <sup>21</sup>	pcs.	0	110	years	
	4. Number of assessments, analyses, studies, compilations prepared by external auditors	pcs.	0	12	years	
	5. Number of arranged conferences, meetings, seminars	pcs.	0	20	years	
Result index	1. Number of persons trained	person	0	14 000	years	

**Beneficiaries**

The Local Government of Kujawsko-Pomorskie Voivodeship, other units involved in the execution of the Regional Operational Programme on behalf of the self-government of the voivodeship, key beneficiaries of the project.

**5. Valuation outline of financial plan**

According to the decision of the EU summit from 15<sup>th</sup> – 16<sup>th</sup> December 2005 the maximum rate of the EU co-financing was raised to 85% for programmes implemented within the European Regional Development Fund and European Social Fund for countries with GDP per capita below 85% of EU-25 average in the years 2001-2003, including Poland. The minimum share of domestic resources in co-financing in relation to the EU funds in the area of Objective 1 of cohesion policy amounts to 15%.

<sup>21</sup> Without printers and faxes (included in the office equipment)

Total volume of financial resources involved in implementation of the National Strategic Reference Framework (National Cohesion Strategy; NSRO/NSS) in the years 2007-2013 will amount to about 85,56 billion Euro, of which about 79,16 billion Euro will come from public contribution. In this sum the allocation volume of the EU resources amounts to 67,3 billion Euro (European Regional Development Fund, European Social Fund, Cohesion Fund); about 11,86 billion Euro comes from domestic public contribution to projects co-financed from the EU budget resources.

From the total sum of financial resources from the EU budget for cohesion policy (within the objective „Convergence”) involved in the National Strategic Reference Framework (NSS) 67% will come from structural funds. The remaining 33% of financial means will come from the Cohesion Fund.

To strengthen the absorption of EU resources within RPO (Regional Operational Programme) in the years 2007-2013 the Managing Authority does not exclude the possibility of taking advantage of common initiatives of the European Commission and European Investment Bank:

- Initiative JEREMIE – assuming strengthening loan funds, guarantee and investment funds financially supporting MŚP (Small and Medium Companies),
- Initiative JESSICA – supporting investments within sustainable development in urban areas in the EU.

23,8% of total structural funds are going to be directed to 16 Regional Operational Programmes (about 15,9 billion Euro). For RPO of Kujawsko-Pomorskie voivodeship for the years 2007-2013 the volume of the EU participation from ERDF, calculated according to accepted the algorithm 5,95 amounts to 951,0 million Euro. Total value of resources involved in the implementation of the RPO of Kujawsko-Pomorskie for the years 2007-2013 is estimated at about 1 245 million Euro, of which 1 118,8 million Euro will come from public resources, including 167,8 million Euro of domestic public resources. The height of private resources participation was initially estimated at about 126,2 million Euro.

The structure of division of the resources of the European Regional Development Fund for priority axes defined in the programme was determined by:

- main problems defined in the diagnosis, development needs of the voivodeship,
- the importance of priority axis for the achievement of the main goal, accepted in the programme and its compatibility with the objectives of the development strategy for Kujawsko-Pomorskie voivodeship,
- structure of demands for resources based on the database of investment projects scheduled for implementation in the years 2007-2013 by units of the public finance sector of Kujawsko-Pomorskie,
- demand for resources calculated on the basis of projects applied within priority I and III of Integrated Operational Program of Regional Development in 2004 and 2005.
- directives of the Ministry of Regional Development concerning share limits of resources within 16 RPO.

**Table 13. Division of ERDF resources in RPO 2007-2013 specified for priority axes and investment categories**

<b>Priority axis and measures</b>	<i>EU resources share in RPO project in %</i>	<b>ERDF resources in million Euro</b>	<b>Investment categories</b>
<b>Priority axis 1. Development of technical infrastructure</b>	<b>25,1</b>	238 701 959	16, 18, 23, 24, 25, 28, 29
<b>Priority axis 2. Maintenance and rational utilization of environment</b>	<b>12,4</b>	117 924 474	35, 40, 41, 42, 43, 44, 45, 46, 47, 48, 50, 51, 53, 54
<b>Priority axis 3. Development of social infrastructure</b>	<b>13</b>	123 630 496	58, 59, 60, 75, 76, 77, 79
<b>Priority axis 4. Development of the infrastructure of information society</b>	<b>6</b>	57 060 229	10, 11, 13, 14, 15
<b>Priority axis 5. Increase of competitiveness of companies</b>	<b>26,5</b>	252 016 012	03, 04, 05, 06, 07, 08, 09
<b>Priority axis 6. Support for the development of tourism</b>	<b>5</b>	47 550 191	55, 56, 57
<b>Priority axis 7. Support for changes in the cities and areas requiring renovation</b>	<b>9</b>	85 590 344	61, 78
<b>Priority axis 8. Technical assistance</b>	<b>3</b>	28 530 115	85, 86
<b>TOTAL RPO</b>	<b>100</b>	<b>951 003 820</b>	

**Table 14. Yearly financial means of ERDF for the Regional Operational Program of Kujawsko-Pomorskie Voivodeship for 2007-2013 (in Euro)**

<b>Years</b>	<b>European Regional Development Fund</b>
2007	133 318 188
2008	136 440 086
2009	139 541 428
2010	137 721 070
2011	135 149 391
2012	132 659 737
2013	136 173 920
<b>2007-2013</b>	<b>951 003 820</b>

**Table 15. Financial resources for the Regional Operational Program of Kujawsko-Pomorskie Voivodeship for 2007-2013 in division for priority axis and financing resources (in Euro)**

No.	Priority axes	Community contribution	Domestic contribution	Indicative contribution of domestic contribution		Total financing	Co-financing level	For information purposes	
				Domestic public contribution	Domestic private contribution			Contribution of EBI	Other financial sources (domestic private sources)
1	2	3	4=5+6	5	6	7=3+4	8=3/7	9	10
1.	<b>Priority axis I</b>	238 701 959	42 123 875	42 123 875	0	280 825 834	0,85	0	16 782 420
2.	<b>Priority axis II</b>	117 924 474	20 810 202	20 810 202	0	138 734 676	0,85	0	10 293 218
3.	<b>Priority axis III</b>	123 630 496	21 817 147	21 817 147	0	145 447 643	0,85	0	0
4.	<b>Priority axis IV</b>	57 060 229	10 069 452	10 069 452	0	67 129 681	0,85	0	6 712 968
5.	<b>Priority axis V</b>	252 016 012	44 473 414	44 473 414	0	296 489 426	0,85	0	74 961 478
6.	<b>Priority axis VI</b>	47 550 191	8 391 210	8 391 210	0	55 941 401	0,85	0	12 586 815
7.	<b>Priority axis VII</b>	85 590 344	15 104 178	15 104 178	0	100 694 522	0,85	0	5 034 726
8.	<b>Priority axis VIII</b>	28 530 115	5 034 726	5 034 726	0	33 564 841	0,85	0	0
	<b>Total cost</b>	951 003 820	167 824 204	167 824 204	0	1 118 828 024	0,85	0	126 371 625

**Table 16. Indicative share of programmed use of ERDF share in ROP ( in Euro), according to categories**

Code	Priority questions	Sum
	<b><i>Research and technological development, innovations and enterprising I</i></b>	252 016 012
01	Operations within research and technological development carried out in research centers I	0
02	Infrastructure connected with research and technological development (including installations, equipment and broad band network connecting research centers) and competence means within particular technologies I	0
03	Technology transfer and improvement of co-operation network between small and medium enterprises (MŚP), between MŚP and other economic subjects and high schools, all kinds of post-secondary education institutions, regional organs, research centers and “poles of science and technology” (scientific and technological parks, technopolis etc.)	34 236 138
04	Aid for research and technological development, particularly for MŚP ( <i>including access to service connected with research and technological development in research centers</i> )	13 314 053
05	Services within advanced aid for enterprises and groups of enterprises	47 550 191
06	Aid for MŚP to promote products and production processes environmental friendly( <i>introducing efficient environment management system, absorbing and implementation of pollution prevention technology, employing clean technologies into production processes in enterprises</i> )	19 020 076
07	Investing in enterprises directly connected with research branch and innovation ( <i>innovative technologies, creating new enterprises by high schools, existing research centers and technological development and enterprise etc.</i> )	28 530 115
08	Other investments in enterprising	109 365 439
09	Other operations aiming at research, innovations and enterprising	0



	stimulation in <b>MŚP</b>	
	<b>Informative society</b>	57 060 229
10	Telecommunication infrastructure ( including broad band)	19 020 076
11	Information and communication technologies ( <i>access, safety ,inter-operating, threats prevention, research, innovations, digital content etc.</i> )	9 586 119
12	Information and communication technologies( TEN-ICT networks)	0
13	Services and applications for <i>citizens (e-health, e-administration, e-education, e-integration etc.)</i>	13 237 973
14	Services and applications for MŚP ( <i>e-trade, education ,training network creating etc.</i> )	13 390 134
15	Other operations aiming at improvement access of MŚP to ICT and their efficient use	1 825 927
	<b>Transport</b>	238 701 959
16	Railway	20 646 293
17	Railway (TEN-T network)	0
18	Rolling-stock	5 030 810
19	Rolling-stock ( TEN-T network)	0
20	Motorways	0
21	Motorways ( TEN-T network)	0
22	Domestic roads	0
23	Regional/local roads	155 203 823
24	Bike paths	6 466 826
25	Municipal transport	20 684 333
26	Multimodal transport	0
27	Multi-modal transport ( TEN-T network)	0
28	Intelligent transport systems	6 894 778
29	Airports	23 775 096
30	Ports	0
31	Inland aquatic routes ( <i>regional and local</i> )	0
32	Inland aquatic roads (TEN-T network)	0
	<b>Energy</b>	24 345 699
33	Electric energy	0
34	Electric energy ( TEN-E network)	0
35	Natural gas	7 608 031
36	Natural gas (TEN-E network)	0
37	Oil-origin products	0
38	Oil-origin products ( TEN-E network)	0
39	Renewable air energy	0
40	Renewable energy: solar	2 566 265
41	Renewable energy: biomass	6 419 276
42	Renewable energy: hydro-electric, geothermal and the others	5 279 517
43	Energetic effectiveness, associated production (co-generation), energy management	2 472 610
	<b>Environment protection and threat prevention</b>	93 578 775
44	Household and industrial waste economy	23 965 296
45	Hydro-economy and water distribution (potable water)	8 321 283
46	Water treatment (sewage water)	24 963 850
47	Air quality	7 608 031
48	Integrated system of pollution prevention and their control	951 004
49	Adjustment to climatic changes and their results' subduing	0
50	Renovation of degraded industrial areas and recultivation polluted grounds	4 564 818
51	Propagating biological variety and nature protection ( <i>including NATURE 2000</i> )	4 755 019
52	Promoting "clean" municipal transport	0

53	Threat prevention ( <i>including elaboration and implementation of plans and prevention means, facing natural and technological threats</i> )	16 547 466
54	Other actions for environment protection and threat prevention	1 902 008
	<b><i>Tourism</i></b>	<b>47 550 191</b>
55	Promoting nature values	2 377 510
56	Protection and valorisation of natural heritage	21 397 585
57	Other aid to improve tourist services	23 775 096
	<b><i>Culture</i></b>	<b>26 062 259</b>
58	Protection and preservation of cultural heritage	11 307 435
59	Culture infrastructure development	13 237 973
60	Other support to improve cultural services	1 516 851
	<b><i>Revitalization of urban and rural areas</i></b>	<b>66 475 167</b>
61	Integrated projects for urban and rural revitalization	66 475 167
	<b><i>Increase of adaptation skills of employees, firms, enterprises and entrepreneurs</i></b>	<b>0</b>
62	Development of systems and strategies of permanent education in firms; trainings and services for employees increasing their adaptable skills for changes; promoting enterprising and innovations	0
63	Elaborating and propagating innovative and more efficient ways of labour organization	0
64	Development of particular services within employment, training and support connected with sectors and firms' restructuring, systems of economic changes' forecasting and future requirements in regard to work places and qualifications	0
	<b><i>Improvement in access to employment and its durability</i></b>	<b>0</b>
65	Modernization and strengthening of labour market institutions	0
66	Implementation of active and preventive means in labour market	0
67	Operations promoting elder people activity and prolonging professional activity period	0
68	Support for self-employment and starting own economic activity	0
69	Means serving to improve access to work places and increasing permanent female participation in employment process and their professional career, to diminish professional gender discrimination, as well as means enabling to reconcile professional and private life, in form of access to children care and the other persons dependent on employee	0
70	Particular measures aiming at migrants' employment increase and strengthening their social integration	0
	<b><i>Improvement of social integration of less privileged persons</i></b>	<b>0</b>
71	Ways to integration and return to work for persons in unfavorable situation; overcoming discrimination in access to labour market and career development and promoting acceptance for diversity in work place	0
	<b><i>Improvement of human capital quality</i></b>	<b>0</b>
72	Elaboration, implementation and realization of system of education and training reforms to develop employment abilities, better adjustment of educating, initial training and vocational one to labour market needs, training staff qualifications' improvement in order to develop innovations and economy based on knowledge	0
73	Means aiming at increase of intensity of permanent education and training, including strategies decreasing number of people giving up their education early, diminishing differences in education programmes for both genders, increasing access to education and training, improving their level in beginning courses, vocational and high school level	0
74	Development of human potential in the area of research and innovations, first of all by post-graduate studies and researchers'	0

	trainings and strategies serving making new contacts between high schools, research centers and enterprises	
	<b>Investment in social infrastructure</b>	<b>116 683 414</b>
75	Educational infrastructure	55 234 302
76	Health-care infrastructure	30 622 323
77	Child-care infrastructure	7 531 950
78	Housing infrastructure	19 115 177
79	Other kinds of social infrastructure	4 179 662
	<b>Mobilization in reform introduction in employment and social integration</b>	<b>0</b>
80	Promotion of partner enterprising, treaties and initiatives by creating network of interested subjects	0
	<b>Strengthening institutional abilities on domestic, regional and local level</b>	<b>0</b>
81	Mechanisms improving good concepts, monitoring and evaluation of implementation of policies programmes on domestic, regional and local level, development of abilities in the area of implementation of policies and programmes	0
	<b>Reducing additional costs impeding the most remote regions' development</b>	<b>0</b>
82	Compensation for all additional costs ,caused by lack of access and territorial separation	0
83	Particular actions undertaken to compensate additional costs caused by market volume	0
84	Support aiming at compensating additional costs caused by climatic and difficult surface conditions	0
	<b>Technical aid</b>	<b>28 530 115</b>
85	Preparing, implementing, monitoring and control	20 922 084
86	Evaluation and studies information and communication	7608 031
	<b>Total</b>	<b>951 003 820</b>

Code	Form of financing	Sum
01	Non-returnable aid	903 453 629
02	Refunded aid (loan, share refunded, guarantee)	47 550 191
03	Increased risk capital (share purchase, capital risk funds)	0
04	Other financing forms	0
	<b>Total</b>	<b>951 003 820</b>

Code	Territory	Sum
01	Urban	627 662 521
02	Mountains	0
03	Islands	0
04	Poorly and very poorly inhabited areas	0
05	Rural areas( different than mountains, islands or poorly and very poorly inhabited areas)	294 811 184
06	Former external EU borders (after 30 <sup>th</sup> April 2004)	0
07	The most remote region	0
08	Cross-border co-operation areas	0
09	International co-operation areas	0
10	Inter-regional co-operation areas	0
00	Does not concern	28 530 115
	<b>Total</b>	<b>951 003 820</b>

**Table 17. Execution of the Lisbon strategy within priority axis**

(division into intervention category is an estimation and does not determine support participation for particular categories within priority axes of the programme)

No. of intervention category	Priority axis-intervention categories	„Lisbon” category (Y/N)	EU share in million Euro	Estimated distribution among categories	„Lisbon” expenses
	<b>Axis 1. Development of technical infrastructure</b>		<b>238 701 959</b>	<i>100,0</i>	
16	Railway	Y	<b>20 646 293</b>	8,6	<b>20 646 293</b>
18	Rolling-stock	N	<b>5 030 810</b>	2,1	
23	Regional/local roads	N	<b>155 203 823</b>	65,0	
24	Bike paths	N	<b>6 466 826</b>	2,7	
25	Urban transport	N	<b>20 684 333</b>	8,7	
28	Intelligent transport systems	Y	<b>6 894 778</b>	2,9	<b>6 894 778</b>
29	Airports	Y	<b>23 775 096</b>	10,0	<b>23 775 096</b>
	<b>Axis 2. Maintenance and rational utilization of environment</b>		<b>117 924 474</b>	<i>100,0</i>	
35	Natural gas	N	<b>7 608 031</b>	6,5	
40	Renewable energy: solar	Y	<b>2 566 265</b>	2,2	<b>2 566 265</b>
41	Renewable energy: biomass	Y	<b>6 419 276</b>	5,4	<b>6 419 276</b>
42	Renewable energy: hydro-electric, geothermal and the others	Y	<b>5 279 517</b>	4,5	<b>5 279 517</b>
43	Energetic efficiency, associated production (co-generation), energy management	Y	<b>2 472 610</b>	2,1	<b>2 472 610</b>
44	Household and industrial waste economy	N	<b>23 965 296</b>	20,3	
45	Hydro-economy and water distribution (potable water)	N	<b>8 321 283</b>	7,1	
46	Water treatment ( <i>sewage water</i> )	N	<b>24 963 850</b>	21,2	
47	Air quality	N	<b>7 608 031</b>	6,5	
48	Integrated system of pollution prevention and their control	N	<b>951 004</b>	0,8	
50	Reclamation and renovation of degenerated industrial and polluted areas	N	<b>4 564 818</b>	3,9	
51	Propagating biological diversity and nature protection ( <i>including NATURE 2000</i> )	N	<b>4 755 019</b>	4,0	
53	Threat prevention ( <i>including preparing and introduction of plans and instruments of management and preventing from natural and technological threats</i> )	N	<b>16 547 466</b>	14,0	

No. of intervention category	Priority axis-intervention categories	„Lisbon” category (Y/N)	EU share in million Euro	Estimated distribution among categories	„Lisbon” expenses
54	Other measures to protect environment and prevent threats	N	1 902 008	1,6	
	<b>Axis 3. Development of social infrastructure</b>		123 630 496	100,0	
58	Protection and preservation of cultural heritage	N	11 307 435	9,1	
59	Culture infrastructure development	N	13 237 973	10,7	
60	Other support to improve cultural services	N	1 516 851	1,2	
75	Education infrastructure	N	55 234 302	44,7	
76	Health-care infrastructure	N	30 622 323	24,8	
77	Child-care infrastructure	N	7 531 950	6,1	
79	Other kinds of social infrastructure	N	4 179 662	3,4	
	<b>Axis 4. Development of the infrastructure of information society</b>		57 060 229	100,0	
10	Telecommunication infrastructure (including broad band)	Y	19 020 076	33,3	19 020 076
11	Information and communication technologies (access, safety, interoperability, preventing threats, innovative researches, Digital data, etc.)	Y	9 586 119	16,8	9 586 119
13	Services and applications for citizens (e- health, e-administration, e-education, e-integration e. t. c.)	Y	13 237 973	23,2	13 237 973
14	Services and applications for MŚP (e-trade, education and training, network creating e. t. c.)	Y	13 390 134	23,5	13 390 134
15	Other strategies aiming at improvement of access of MŚP to ICT and their efficient use	Y	1 825 927	3,2	1 825 927
	<b>Axis 5. Increase of competitiveness of companies</b>		252 016 012	100,0	
03	Technology transfer and network of co-operation between small and medium enterprises (MŚP), between MŚP and other economic subjects and high schools, all kind of post-secondary high school education institutions, regional organs, research centers and „poles of science and technology”	Y	34 236 138	13,6	34 236 138
04	Aid for research and technological development, particularly for MŚP	Y	13 314 053	5,3	13 314 053

No. of intervention category	Priority axis-intervention categories	„Lisbon” category (Y/N)	EU share in million Euro	Estimated distribution among categories	„Lisbon” expenses
05	Services within advanced aid for enterprises and groups of enterprises	Y	47 550 191	18,9	47 550 191
06	Aid for MSP to promote products and production processes environmental friendly ( <i>introduction of effective environmental management systems, introduction and application /usage of pollution prevention technologies, introduction of clean technologies into the production processes in the enterprises</i> )	Y	19 020 076	7,5	19 020 076
07	Investing in enterprises directly connected with research branch and innovation ( <i>innovative technologies, creating of enterprises by universities, existing R+D bodies, enterprises, etc.</i> )	Y	28 530 115	11,3	28 530 115
08	Other investments in enterprises	Y	109 365 439	43,4	109 365 439
	<b>Axis 6. Support for the development of tourism</b>		47 550 191	100,0	
55	Promotion of nature values	N	2 377 510	5,0	
56	Protection and valorization of natural heritage	N	21 397 585	45,0	
57	Other aid to improve tourist services	N	23 775 096	50,0	
	<b>Axis 7. Support for changes in the cities and areas requiring renovation</b>		85 590 344	100,0	
61	Integrated projects for revitalization of urban and rural areas	N	66 475 167	77,7	
78	Housing infrastructure	N	19 115 177	22,3	
	<b>Axis 8. Technical assistance</b>		28 530 115	100,0	
85	Preparing, implementing, monitoring and control	N	20 922 084	73,3	
86	Evaluation and studies information and communication	N	7 608 031	26,7	
	<b>TOTAL</b>		<b>951 003 820</b>		<b>377 130 076</b>
	<b>%</b>		<b>100,000</b>		<b>39,66</b>

## **6. Implementation regulations**

### **6.1. Legal basis**

Management and implementation of the Regional Operational Program of Kujawsko-Pomorskie Voivodeship for 2007-2013 is directed by *Council Regulation (WE) No. 1083/2006 of 11<sup>th</sup> July 2006 instituting general directions concerning the European Regional Development Fund, European Social Fund and Cohesion Fund and overruling regulation (WE) no. 1260/1999* (hereinafter referred to as regulation 1083/2006), by *Council Regulation (WE) No. 1828/2006 of 8<sup>th</sup> December 2006 instituting detailed terms of Council Regulation (WE) No. 1083/2006* (hereinafter referred to as 1828/2006), *Regulation (WE) no. 1080/2006 of the European Parliament and The Council of 5<sup>th</sup> July 2006 concerning the European Regional Development Fund and overruling regulation (WE) no. 1783/1999* (hereinafter referred to as regulation 1080/2006) and by act of 6<sup>th</sup> December 2006 concerning the terms of development policy implementation.

Moreover, the framework of the implementation of regional operational programmes is defined in National Strategic Reference Framework 2007-2013 supporting economic growth and employment (National Cohesion Strategy) approved by the Council of Ministers on 29<sup>th</sup> November 2006.

### **6.2. Competences of institutions involved the management of the Regional Operational Programme of Kujawsko-Pomorskie Voivodeship**

#### **6.2.1. Co-ordination**

##### **6.2.1.1. Co-ordination on the level NSRO- Minister responsible for regional development**

The minister responsible for regional development supervises proper functioning of NSRO implementation system and is responsible for evaluation studies at NSRO level, including horizontal, complementary and *ad hoc* studies, resulting from the monitoring of the implementation of NSRO.

Coordinating Committee of NSRO appointed a work group consisting of representatives of all authorities managing programmes financed from the resources of EFRR, EFS, EFRROW and EFR. The work group's task is to prepare proposals of cross-check mechanisms for investments supported within specific programmes (e.g. proper questions in financing applications, control of project drafts, common access to databases). The objective of the aforementioned actions is to avoid double financing of projects and to ensure that the agreed demarcation line is respected.

##### **6.2.1.2. Co-ordination of the Regional Operational Programme of Kujawsko-Pomorskie Voivodeship**

Function of the institution coordinating regional operational programmes is executed by the responsible minister of regional development serviced in subject scope by the Regional Programme Co-ordination Department (DPR) within MRR. The main task of coordinating institution is to provide homogenous management and control systems as well as effectiveness and correctness of the utilization of resources in all regions.

Coordinating institution RPO WK-P is particularly responsible for:

- negotiations concerning regional operational programmes with the EC in co-operation with institutions managing RPO,
- assuring cohesion of implementing directives,
- monitoring of RPO implementation effects in regions (comparative analysis).

Mutual relations and detailed obligation range, task division between Coordinating Institution RPO and Managing Authority RPO of Kujawsko-Pomorskie Voivodeship will be defined in agreement comprised between these institutions.

## **6.2.2. Management of Regional Operational Program**

### **6.2.2.1. Managing Authority**

In accordance with the Act on development policy principles the Managing Institutions is the Voivodeship Board. According to the internal regulations worked out by the Voivodeship Board, the function of the Managing Institution (MI) is fulfilled by an organizational units of the Marshal Office. Currently the MI function is being fulfilled by the Department for ERDF Management in the Department of Regional Policy.

According to the item 60 of the Council regulation 1083/2006 the Voivodeship Board is responsible for proper and efficient operational programme management and its implementation in line with the principle of proper financial management, and in particular for:

- ensuring that the selection of operations for financing is conducted according to criteria applied to the operational programme and that they are compatible with the EU and domestic regulations throughout all implementation period,
- verification stating that co-financed services and goods are delivered and that expenses declared by beneficiaries for particular operations were borne for certain and are in accordance with EU and domestic regulations,
- ensuring that any state aid given as part of the programme are in line with procedures and significant rules concerning state aid valid in the moment of providing such aid,
- ensuring that income-generating projects are in line with the Article 44 of the Council Regulation no. 1083/2006,
- ensuring that public orders, including granted concessions, connected with the projects financed from the Structural Funds in line with the Directive 2004/17WE, 2004/18/WE, Decree EU 1564/2005 or settlements of the Treaty,
- monitoring of the elasticity instrument through participation of the ROP Monitoring Committee members in the meetings of the Monitoring Committee of the Operational Programme Human Resources,
- ensuring that there is a computer application for registration and storage of booking reports for every operation performed within the operational programme and ensuring that all data necessary for financial management, monitoring, verification, audit and evaluation are stored,
- ensuring that beneficiaries and other subjects participating in implementation will keep separate accountancy systems or proper book-keeping code for all transactions connected with the operation, not acting against domestic accountancy regulations,
- ensuring that evaluation in question in art. 48 item 3 of the Council Regulation 1083/2006 is carried out in accordance with requirements of the art. 47 of the aforementioned regulation,



- preparation of procedures to ensure that all documents concerning expenses and audits, necessary for proper audit way, are stored in accordance with requirements of art. 90 of the Council Regulation 1083/2006,
- ensuring that the certificating institution receives all required information concerning procedures and verifications carried out in reference to expenses for certification purposes,
- administering the work of the monitoring committee and supplying the committee with all required documentation in order to enable quality monitoring of operational programme implementation in view of its detailed objectives,
- preparing the yearly reports and final implementation reports and submitting them to the Commission after their approval by monitoring committee,
- ensuring that the requirements in the area of information and publicity set in the art.69 of regulation 1083/2006 are obeyed,
- supplying the Commission with all information enabling evaluation of big projects.

The Managing Institution of ROP can assign completion of a part of their managing or operational tasks to other entities. The Managing Institution of ROP still bears full responsibility for the execution of ROP.

### **Implementation system:**

The choice of the project shall depend on fulfillment of criteria accepted by the Monitoring Committee (in accordance with the art. 65 b of the regulation 1083/2006) and on the acceptance of the project for financial support of Managing Institution of Intermediate Body. Those strategic, formal and content-related criteria (including preparation of proper documentation and readiness to implementation) will be the same for all prospective beneficiaries of all projects concerning a given category of operation ROP.

The programme assumes the following methods of project selection: individual, competition, technical assistance. Depending on the character of a priority axis appropriate balance between various methods of project selection will be provided. Use of a given method of selection shall provide better conditions for achieving strategic objectives of particular priority axes of ROP. Details concerning the extent of the use of a given method of selection in a given priority axis and the institutions taking part in the selection procedure will be specified in the "Detailed description of priority axes of the operational programme". The course of project selection will be in line with adequate MRR guidelines in a given area and with the rules specified in the section 3.4.

### **Cash flows**

The European Commission grants Poland the resources of the European Regional Development Fund, the European Social Fund and the Coherence Fund in the form of loan payments, interim payments and final payment of the balance. The means are transferred to Poland by the European Commission in the aforementioned forms to separate EUR bank accounts managed by the Minister of Finance. Based on the instructions of the Minister of Finance, after the currency translation to PLN, the means are transferred to the central account of state budget income and become a part of state budget income.

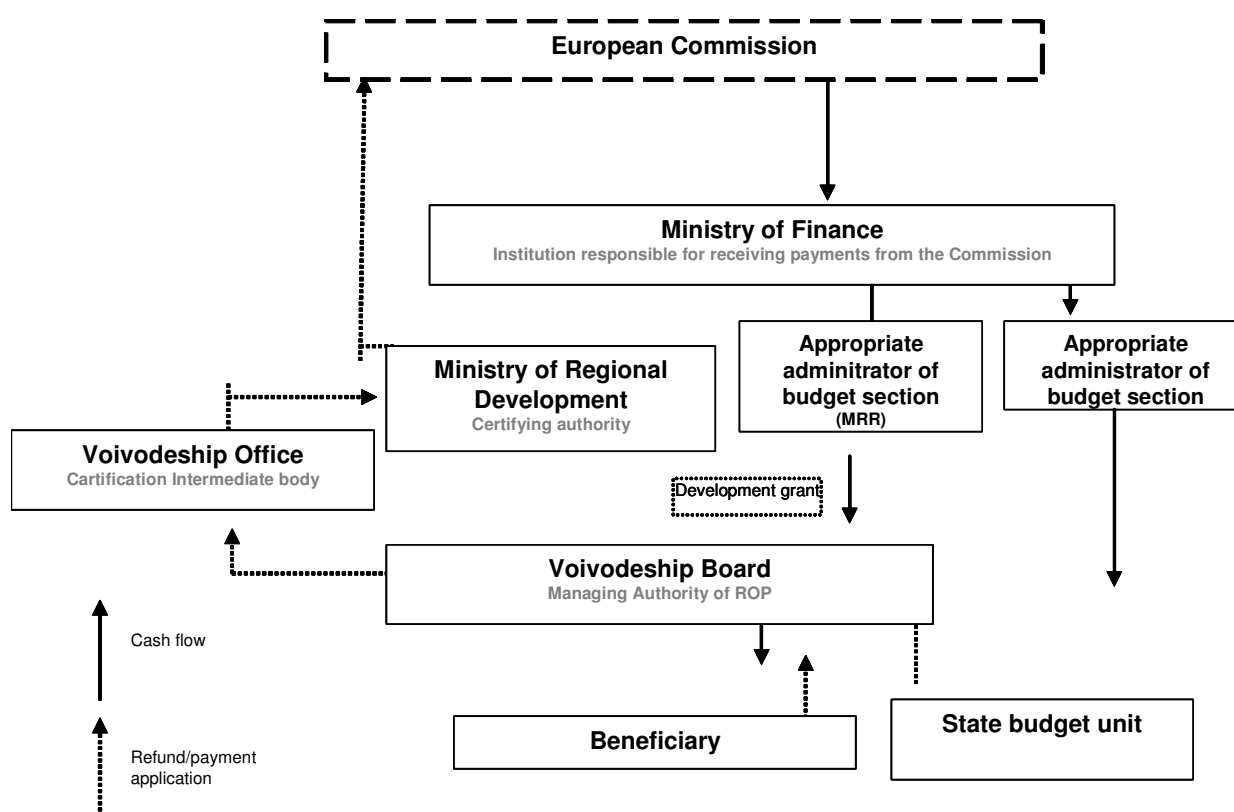
Expenses for implementation of operational programmes are planned in the budget section of an appropriate administrator; the means meant for development grants for regional governments acting as managing authorities of ROP's and intermediate bodies in the Operational Programme Human Resources are planned in the budget section

administered by the Minister of Regional Development and later they are transferred as a development grant to the voivodeship government.

Expenses for implementation of operational programmes planned in budget sections of particular administrators, i.e. appropriate ministers, are submitted to beneficiaries in the form of advance payment or a refund (or through intermediate bodies of the 2<sup>nd</sup> degree from the public finance sector). In case of ROP's payments to beneficiaries are done through the voivodeship government or through the Intermediate Body of the 2<sup>nd</sup> degree.

The value of resources foreseen for voivodeship governments and submitted to them as development grants does not take into account the expenses of the state budget units that implement projects within operational programmes and for which the voivodeship board is the managing authority and intermediate body.

Scheme 1. Cash flow and certification in Regional Operational programmes.



According to the system of cash flow monitoring the Managing Authority will be monitoring the amount of eligible expenses, including the expenses regarded as domestic financing. The Managing Authority will calculate the level of the EU financing in the priority axis so that the contribution of the EU finds does not exceed the level accepted in ROP for a given priority axis.

## **Procedures concerning obtained interest**

The interest obtained from the resources received by particular institutions participating in the financing of ROP shall be used in the execution of priority axis/action of the programme and are specified in the report on the execution of priority axis/action.

Ad. Art. 83:

A similar bank accounts system as for the financial perspective 2004-2006 will be used for the resources received from the UE as part of the financial perspective 2007-2013; I level accounts – fund accounts and II level accounts – programme accounts.

All fund and programme bank accounts will be interest bearing accounts and the interests will be added to the account amounts. Immediately after capitalization of interests, the institution that obtains the payments from the European Commission shall submit appropriate amounts to the State Budget account. Submitted resources will be used in domestic financing.

## **Yearly and final reports on execution of ROP for Kujawsko-Pomorskie Voivodeship**

Starting from 2008, the Managing Authority shall submit to the European Commission yearly reports by the 30<sup>th</sup> of June of each year and by the 31<sup>st</sup> of March of 2017 final reports on execution of ROP for Kujawsko-Pomorskie Voivodeship. According to the art. 67 par. 1 of the Regulation no. 1083/2006 the reports shall contain especially the following information:

- progress in the execution of ROP for Kujawsko-Pomorskie Voivodeship and particular Priority Axes in relation to specific, verifiable objectives, quantitative data where applicable and indices specified in ROP for particular Priority Axes.
- information on financial execution of ROP with the following data specified for each Priority Axis:
  - expenses borne by beneficiaries, including expenses within elasticity instrument, included in payment applications submitted to the Managing Authority and in relation to public contribution;
  - total amount of payments obtained from the Commission and quantitative data concerning financial indices accepted in ROP;
  - expenses borne by the entity responsible for making payments to beneficiaries;
- for information only: indicative split of allocation ERDF based on category, in accordance with the appendix II of the Commission Regulation no. 1828/2006;
- actions taken up by the Managing Authority or Monitoring Committee (Kujawsko-Pomorski Komitet Monitorujący) in order to ensure quality and effectiveness of execution, in particular:
  - action in the area of monitoring and assessment, including methods of data collection;
  - specification of all significant issues encountered in the course of execution of ROP and all measures taken (in certain cases comments to Commission's remarks resulting from the yearly analysis of ROP;
  - use of technical assistance;
- measures taken in the area of transferring information about ROP and its promotion;
- information on significant issues concerning obedience of the EU regulations encountered in the course of the execution of ROP and taken countermeasures;
- where applicable – progress and financing of big projects;

- utilization of aid available in the result of cancellation of a part or total amount of public contribution within ROP in relation to single or system-related abnormalities identified in projects or in the Programme;
- information on detection of essential modifications of projects according to the art. 57.

#### **6.2.2.2. Intermediate Bodies**

The Managing Authority of ROP for Kujawsko-Pomorskie Voivodeship does not foresee assignment of any intermediate bodies.

#### **6.2.2.3. Certifying Institution**

In accordance with the art. 35, par. of the Act of the 6<sup>th</sup> of December 2006 on the principles of development policy, the Minister responsible for regional development certifies to the European Commission correctness of expenses borne within operational programmes. Certifying Authority is an organizational unit created by the regulation of the minister responsible for regional development on organizational regulations of the Ministry of Regional Development. It is responsible for certification of expenses borne within ERDF and in the scope of its tasks is independent from units acting as managing authorities of particular operational programmes and being part of separate sections subordinated to other Members of Ministry Administration. A member of Administration of the Ministry of Regional Development (MRR) supervising the Certifying Authority is reports directly to the Minister of Regional Development and takes independent decisions concerning execution or stoppage of the process of certification of expenses statement and payment applications to the European Commission. Currently the function of Certifying Authority is being performed by the Certifying Authority Department

The certifying authority of ROP is responsible for :

- preparation and presentation of certified expenses declarations and payment requests to the Commission;
- certifying that the declaration of expenses is adequate, results from reliable book-keeping systems and is based on verifiable complementary documentation;
- certifying that declared expenses are in line with the applied EU and domestic rules and that they were concern operations chosen for financing according to criteria applied to the programme and conform to the EU and domestic regulations;
- for certifying purposes: confirmation that proper information on the subject of procedures and verifications carried out in reference to expenses included in expense declarations were provided by the managing institution;
- for certification purposes: taking into account the results of all audits carried out by audit institution or on its behalf;
- storing of electronic forms of accountancy reports concerning expenses declared to the Commission;
- keeping evidence of sums subject to recovery procedure and sums withdrawn after annulling total or part of operation share. Recovered sums are paid back to general

budget of the EU by setting them off in next expense declaration before the operational programme is closed;

- for certification purposes: taking into account information on detected irregularities in operational programme;
- for certification purposes: taking into account the results of system inspections and verification of expenses conducted by managing authorities;
- for expenses certification purposes: giving opinions on executive instructions of managing authorities of operational programmes;
- visit managing institution or institutions subordinated to the managing institution or the beneficiary: system-related visits or inspection visits in order to verify expenses on the basis of refund applications submitted by managing authorities;
- inspection visits in the Intermediate Body for Certification in the area of conformity with the requirements of certification system of ROP.

In the course of the execution of ROP's the Certifying Authority delegates a part of certification tasks to Voivodeship Offices that act as Certification Intermediate Bodies. According to the art. 59, par.2 of the Council regulation (EC) no. 1083/2006, the Certifying Authority located in the Ministry of Regional Development remains accountable for delegated tasks. According to the Commission regulation no. 1828/2006 art. 12 delegation of a part of tasks of certifying authority is done through written agreements concluded between the Certifying Authority in the ministry of Regional Development and particular Voivodes. The agreements specify the scope of entrusted tasks and obligations of an institution to which tasks are delegated. Those units in Voivodeship Offices that serve the Voivode in the area of delegated tasks are functionally independent from the organizational units that perform tasks delegated from Managing Institutions of ROP's. delegated tasks include in particular:

- obtaining and formal and accounting verification of certification of expenses received from managing authority as well as interim/final payment application for ROP;
- Certifying Authority's certification of expenses within ROP, specified by managing authority in interim/final payment application approved by the managing authority;
- inspection visits done on behalf of Certifying Authority in the managing institution and institution subordinated to the managing authority or at the beneficiary's in relation to execution of the programme of system inspection visits and inspection visits consisting in inspection of expenses on the basis of refund applications submitted by managing authorities;
- for expenses certification purposes: collecting executive instructions of managing institution of ROP;
- for expenses certification purposes: analyzing data received from managing institution and from subordinated institutions - in case of delegation of tasks done by the managing institution. The data contains information on system inspection carried out by those institutions and verification of expenses concerning the regional operational programme;

- gathering information received from the Managing Authority on found abnormalities in the area of expenditure borne within the regional operational programme and taking them into account for expenditure verification,
- keeping evidence of sums subject to recovery procedure and sums withdrawn after annulling total or part of operation share;
- monitoring of the principle  $n+3/n+2$  for a given regional operational programme on the basis of data obtained from the managing institution of ROP.

#### **6.2.2.4. Audit institution**

**The tasks of Audit Institution defined in the Council regulation no. 1083/2006 are fulfilled by the General Inspector of fiscal Control. According to the Act of the 28<sup>th</sup> of September 1991 on tax inspection<sup>22</sup> the function of the General Inspector of Fiscal Control is fulfilled by the secretary or undersecretary in the Ministry of Finance.**

The tasks of the Audit Institution are fulfilled through organizational units of fiscal control subordinated to the General Inspector of Fiscal Control, i.e. selected organizational unit in the Ministry of Finance (currently the Department of Certification and Attestation of EU Resources), and to the Fiscal Control Office in Bydgoszcz. Organizational units responsible for control of resources coming from the EU were created in each fiscal control office.

Audit Institution is responsible for all works connected with confirmation that the system of management and control of ROP meets the requirements of the Council regulation no. 1083/2006, incl. preparation of a report with the results of the evaluation of systems creation and opinions on conformity of management and control systems of ROP with the art. 58-62 of the regulation before submission of the first interim payment application. The conformity audit carried out by the Department of Certification and Attestation of EU Resources and the Fiscal Control Office in Bydgoszcz and the opinion is signed by the General Inspector of Fiscal Control.

The Audit Institution guarantees that audit proceedings take into account international audit standards. The main tasks of the Audit Institution include in particular:

1. guarantee of audits carried out in order to verify proper functioning of management and control systems of ROP;
2. guarantee of audits of operations on the basis of proper sample in order to verify declared expenses;
3. presenting to the European Commission, within nine months from ROP approval, the audit strategy including subjects which will carry out audits mentioned in p.1 and 2., methodology to be applied, methods of data samples selection necessary for operation audit and indicative audit schedule in order to ensure audits of main subjects and regular audit division throughout all programming period;
4. by the 31<sup>st</sup> of December each year in the period 2008-2015:
  - a) presenting to the European Commission the yearly audit report, presenting the results of audits performed during the preceding 12 months, finished on the 30<sup>th</sup> of June of the current year according to audit strategy for ROP, and informing of all lacks

---

<sup>22</sup> Journal of Law from 2004, no. 8, pos. 65 with later amendments

traced in management and control of ROP. The first report, which must be delivered by the 31<sup>st</sup> of December 2008 includes the period from the 1<sup>st</sup> of January 2007 to the 30<sup>th</sup> of June 2008. Information concerning audits carried out after the 1<sup>st</sup> of July 2015 shall be included in the final audit report, being complementary to the closing declaration, which was earlier said in point 5<sup>th</sup>;

- b) giving opinions based of inspections and audits carried out on its responsibility, concerning the question if the management and control system works efficiently so that it can deliver rational certainty that expense declarations presented to the European Commission are correct and that their base transactions are correct and lawful;
- c) presenting the declaration of partial closing including evaluation of conformity with law and correctness of given expenses;
- d) submitting the declaration of closing, including evaluation of the grounds for the payment of the balance application as well as correctness and conformity with law of transactions being the basis of expenses included in the final expense declaration, completed with final audit reports, to the European Commission not later than by the 31<sup>st</sup> of March 2017.

The Department of certification and Attestation of EU Resources supervises, coordinates and ensures appropriate quality of work of the fiscal control office. In order to ensure the quality of works performed by fiscal control offices, the Department ensures that appropriate control mechanisms will be used. They consist in:

- implementation of the system of documentation management (incl. determination of criteria of its preparation, verification and approval, standarization and informatization of documentation),
- works supervision (making the personnel accountable for execution of tasks and verification of the execution),
- annual controls aimed at verification of quality of works (within so-called *re-performance audits* and audits aimed at verification of correctness of methodology applied by fiscal control offices).

#### **6.2.2.5. Proper institution for obtaining payments coming from the European Commission**

The institution responsible for obtaining payments from the European Commission is the Ministry of Finance. According to the regulations of the Ministry of Finance bank accounts to which the payments will be made are being managed by the Department of payment Institution.

Resources delivered by the European Commission as advance payments, interim payments and payments of the balance will be included in the state budget as its income.

#### **6.2.2.6. Institution or institutions responsible for payment on beneficiaries' behalf.**

Resources delivered by the European Commission as advance payments, interim payments and payments of the balance for operational programmes will be included in the state budget as its income and will be collected on state budget income account by the Minister of Finance in NBP (Polish National Bank). In turn these resources will be delivered from the state budget in form of development grant to a separate bank account administered

by the Managing Authority on the basis of information passed by the Managing Authority in accordance with law regulations in force and decisions of voivodeship contract signed on the basis of art. 20 item 5 of the act of the 6<sup>th</sup> of December 2006 concerning development policy implementation.

On the basis of voivodeship contract the voivodeship government, as Managing Institution of ROP, will receive resources from the state budget in form of development grant for expenses connected with the execution of ROP, within yearly limits defined in the budget act. Limits will be determined in co-operation with the Minister of Regional Development in the course of work on the budget act on the basis of ROP payment table and long-term obligations limits determined for ROP, in order to ensure efficient and in-time programme execution. The grant will constitute the income of voivodeship government.

The grant can be delivered in form of advance payment or repayment of costs borne for ROP execution on the basis of accepted schedule prepared by voivodeship government.

The basis for delivering of the first development grant for ROP is a decision of the European Commission on approval of the programme. The following grants will be delivered according to establishments effective in the scope.

Payments for ROP for Kujawsko-Pomorskie Voivodeship (RPO WK-P) beneficiaries will be submitted by Managing Institution in form of refunds of borne expenses or advance payments. The basis for grant transfer will be a contract between one of the above mentioned institutions and the beneficiary and together with approved payment application.

Resources will be transferred to accounts indicated by beneficiaries, mainly in form of refunds. In grounded cases, if it is supported by crucial beneficiary category interest or specific character of projects, resources can be delivered in form of advance payment.

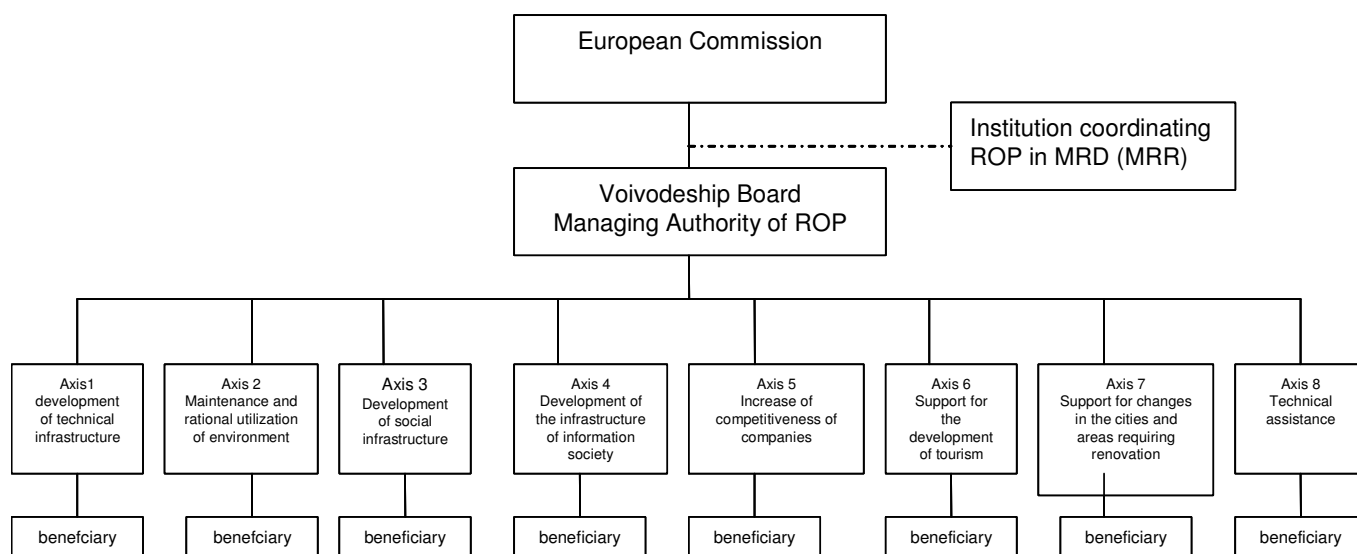
In case of own projects of the Managing Institution, resources will be granted on the basis of Voivodeship Board's resolution.

Basing on the specification of beneficiaries' payment applications the Managing Institution submits a lists of payment applications to Certifying Institution.

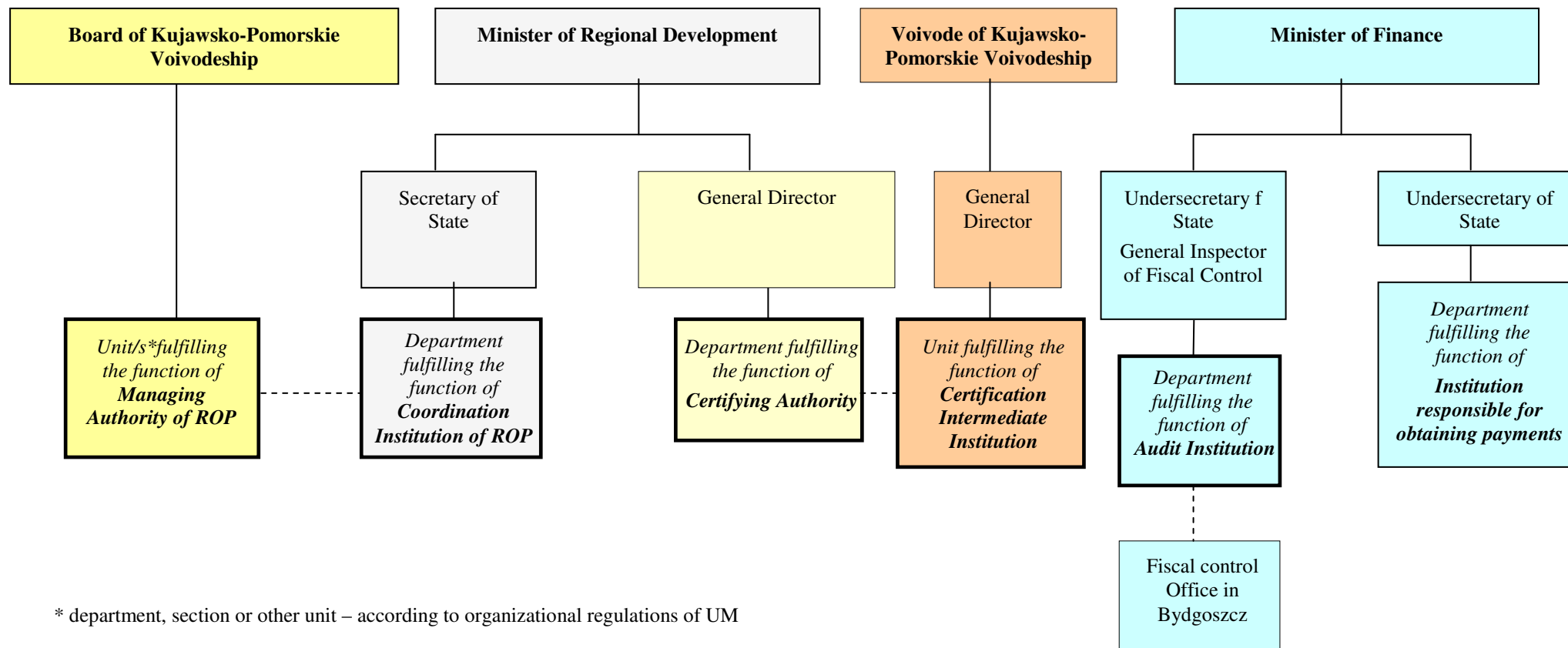
Upon positive verification of application the Certifying Institution submits it to the European Commission in order to receive refunds of borne expenses.



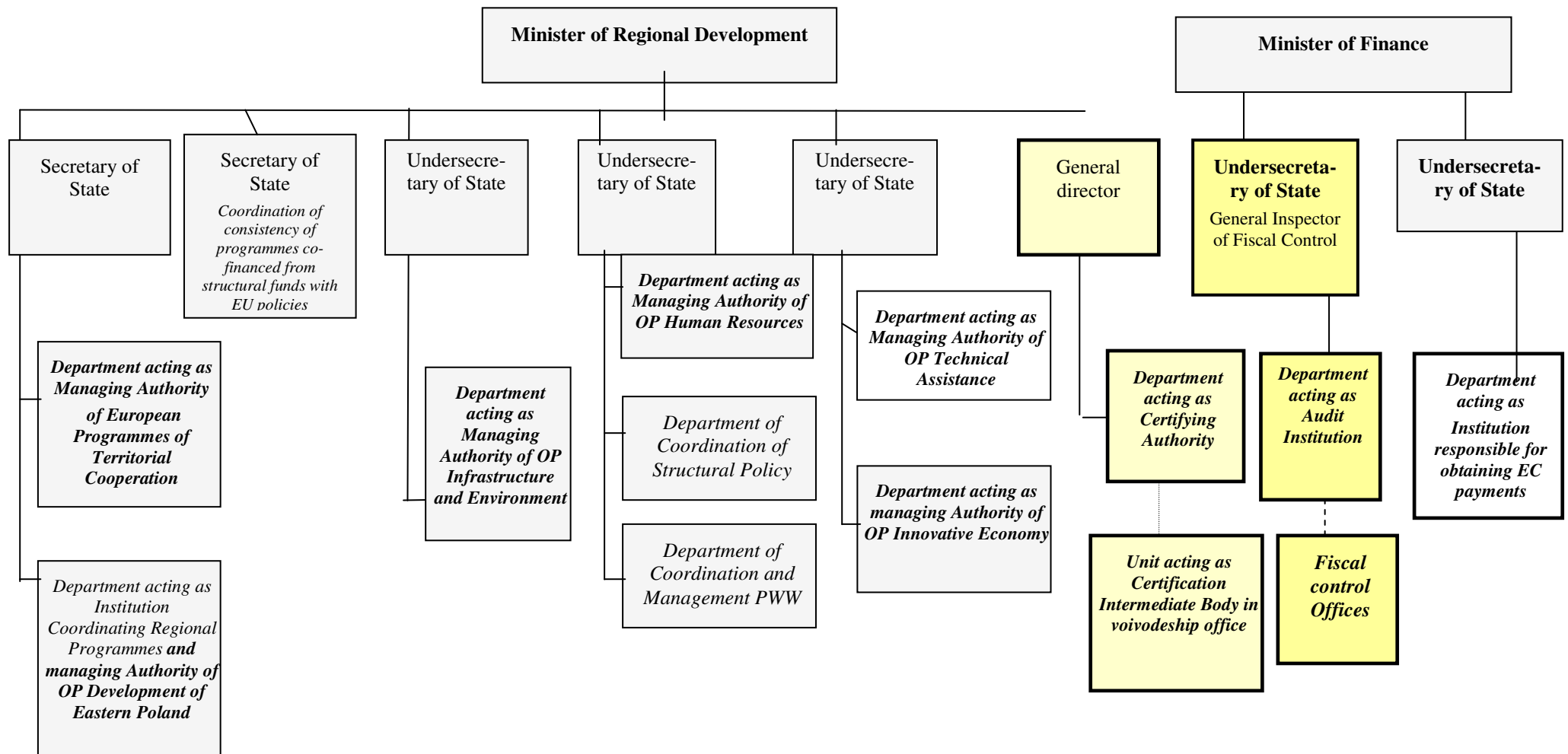
**Scheme 2: Institutional diagram of ROP for Kujawsko-Pomorskie Voivodeship**



**Scheme 3: Organizational chart indicating localization of the Managing Authority of ROP, Coordination Institution of ROP, Certifying Authority, Audit Institution and institution responsible for obtaining payments from the European Commission**



**Scheme 4: Organizational chart indicating localization of the Managing Authority of OP, Coordination Institution of OP, Certifying Authority, Audit Institution and institution responsible for obtaining payments from the European Commission**



### 6.3. Monitoring

In accordance with art. 66 regulation 1083/2006 Managing Institution together with Monitoring Committee ensure quality of operation programme realization by monitoring material and financial progress. In order to conduct effective monitoring and evaluation of all public expenses (both the EU and domestic) special teams monitoring expenses and material effect of public interventions are separated in Managing Institution.

Units participating in structural funds' resources' transfer apply unified financial and material monitoring rules and present to IZ information and reports in fixed format.

Managing Authority i.e. Kujawsko-Pomorskie Voivodeship Board is responsible for monitoring the way and implementation of Regional Operation Program of Kujawsko-Pomorskie Voivodeship for the years 2007-2013. Monitoring Committee of Regional Operational Program of Kujawsko-Pomorskie Voivodeship for 2007-2013 supervises programme implementation.

#### 6.3.1. Monitoring Committee

Monitoring Committee of the Regional Operational Programme for Kujawsko-Pomorskie Voivodeship will be appointed within three months from the submission of the decision on the approval of the programme by the European Commission to Poland. The committee will consist of the representatives of the managing authority, the minister responsible for regional development as ROP coordinator, local governments and social and economic partners, including community groups and non-government organizations. The representative of the minister responsible for agricultural issues will participate in Monitoring Committee sessions as an observer with no voting rights.

Appointment of Committee members will be done taking into account the pursuit of sustainable development of all parties (according to the principle of equal chances) and the highest possible effectiveness and quality of their work. **The representative of the Managing Institution will be the Committee's chairman.** The Monitoring Committee considers if a subcommittee should be appointed in order to monitor application of the sustainable development principle on individual stages of programme implementation. The subcommittee will execute its tasks through its Plenipotentiary for sustainable development appointed within the structure of the Managing Authority of RPO WK-P. The monitoring will cover execution of all priority axes of ROP in the area of achievement of environmental indices on project level.

#### 6.3.2. Tasks of the Monitoring Committee

Monitoring Committee of Regional Operational Program of Kujawsko-Pomorskie Voivodeship safeguards the effectiveness and quality of managing and realization of RPO (according to art. 65 of Council Regulation no.1083/2006). Main tasks of Monitoring Committee RPO are in particular consisted of:

- analysis and approves criterion of programme choice within regional operation programme in term of six months from operational programme approval and approves all changes of these criterion according to programming needs;

- carries out periodical reviews of progress on the way to achieve particular operational programmes' goals, on the basis of documents presented by managing institution;
- analysis of the results of implementation, in particular achieving objectives defined for each priority axis and evaluation included in art.48 item 3 of Council regulation no. 1083/2006;
- analyses and approves annual and final reports of realization included in art.76 of Council regulation no. 1083/2006;
- is informed about the contents of annual audit report or its part referring to regional operational programme and all essential remarks, which can be presented by the Commission after this report analysis or concerning a part of the report;
- can apply to managing institution with petition to carry out all kinds of reviews or analysis of operation programme, which can possibly contribute to achieve funds goals, included in art.3 of Council regulation no. 1083/2006, or improve its programme management, including financial management;
- analyses and approves all petitions for change of contents of Commission decision concerning fund share.

## 6.4. Evaluation

Evaluation of effectiveness of undertaken operations, both on the basis of particular material indicators of achieved financial result and evaluation of administrative system of public resources releasing, is a crucial element of monitoring the progress in the Regional Operational Program of Kujawsko-Pomorskie Voivodeship.

Evaluation's aim is to improve the quality, effectiveness and cohesion of funds aid as well as strategy and implementation of operational programmes in relation to specific situation of the area covered by the programme and will be carried out in accordance with the art.47 of regulation 1083/2006.

Evaluation can be of strategic character in order to complete analysis of programme realization progress in regard to domestic and the EU development priorities. It can also have operative character in case, when its aim is to support monitoring of operation programme. Evaluation is carried out by independent experts according to indicative directives of European Commission concerning methodology of evaluating.

Program is subjected to three basic evaluation kinds: *ex-ante*, fraction evaluation and *ex-post* evaluating.

Basic characteristics of particular evaluation types is as follows:

1. Evaluation before programme implementation (*ex-ante*) – is aimed at optimization of allocation of budget resources of operational programmes allocation and improvement of programming quality. Ex-ante evaluation of Regional Operational Programme of Kujawsko-Pomorskie Voivodeship for 2007-2013 was carried out as an element of bigger evaluation process, which simultaneously included NSRO and all operational programmes. The minister of regional development is also responsible for ex-ante programme evaluation.
2. Evaluation during implementation term (*mid-term*) – carried out by 30<sup>th</sup> June 2011 concerning the degree of operational programme implementation in relation

to chosen programme priority axis. Managing Institution is responsible for evaluation completing.

3. Final evaluation of programme implementation (*ex-post*) – carried out by 31<sup>st</sup> December 2015 concerning the degree of utilization of resources, effectiveness of funds programming and social and economic impact. Final estimation is conducted on request of the European Commission in close co-operation with the Managing Institution.

Apart from evaluation types listed above Managing Institution conducts current evaluation combined with monitoring, on the base of which conclusions concerning changes in operational programme or programme realization system are created. Moreover, the Managing Institution can conduct evaluation *ad hoc* in case the progress of programme implementation monitoring reveals substantial differences from programme goals.

It is assumed that the main areas that will be subject to strategic evaluations are: evaluation of particular priority axes of ROP in relation to the achievement of social and economic objectives as well as horizontal issues and policies, and evaluation of the effects of interventions within ROP for Kujawsko-Pomorskie Voivodeship.

Evaluation will be conducted in accordance with assumed evaluation plans from 2007-2013 and periodic evaluation plans containing a list of detailed actions, execution schedules and planned budgets. The ROP process evaluation will be financed from the resources of technical assistance component at the assumption that the amount of preliminary financial means foreseen for evaluation enables efficient and effective execution of all related tasks. It is assumed that the period foreseen for works on evaluation plan will not exceed 1 month after the ROP for Kujawsko-Pomorskie Voivodeship is approved by the European Commission.

Evaluation will be conducted with the assumption of independence and objectivity. The most important evaluation results will be published in the internet site of the voivodeship. Process of evaluation assumes cooperation with the European Commission and Domestic Evaluation Unit (KJO), and the final results will be submitted to Monitoring Committee and Domestic Evaluation Unit.

## 6.5. Control

Managing Institution, in accordance with art.13 of Commission Regulation (WE) 1828/2006 of 8<sup>th</sup> December 2006 stating particular rules of implementation of Council regulation (WE) no. 1083/2006, is obliged to control implementing operations. In case of Intermediate Body, the range of obligations is defined in corresponding agreements.

Managing Institution will verify expenses declared by beneficiaries and control accordance of their accomplishing with the EU and domestic rules. Annual control plans will be the base of control.

In case of delegating by Managing Institution a part of functions concerning RPO WK-P implementation to Intermediate Body, Managing Institution conducts system control of Intermediate Body in order to assure, that delegated functions are realized correctly (art. 60 of Council regulation 1083/2006).

## **6.6. Partnership, information and promotion**

### **6.6.1. Partnership**

Regional Operational Program of Kujawsko-Pomorskie Voivodeship for 2007-2013 will be implemented according to partnership principle and directives included in art.11 of regulation 1083/2006.

According to settlement of regulation 1083/2006 partnership is created by: regional, local, municipal authorities and other public authorities, economic and social partners and every other proper subject representing civic society, environmental partners, extra-government organizations and institutions promoting equality of men and women.

Partnership includes preparation, realization, monitoring and evaluation of operational programmes.

Social and economic partners identified at the stage of elaborating of Regional Operational Program of Kujawsko-Pomorskie Voivodeship at regional and local level also participate in monitoring and progress of programme implementation evaluation process. The partners' tasks at the stage of programme preparation and preparation of a list of non-competition projects, is to conduct social-economic consultations of the programme before its definite acceptance for implementation. Partnership at the stage of monitoring and implementation progress evaluation involves partners' engagement in works of Monitoring Committee of Regional Operational Program of Kujawsko-Pomorskie Voivodeship.

### **6.6.2. Information and promotion**

According to the art. 2, p.1 of the Commission Regulation (EC) no. 1828/2006 on the principles of implementation of the Council Regulation (EC) no. 1083/2006 establishing general rules concerning the European Regional Development Fund, European Social Fund and Coherence Fund and regulation (EC) no. 1080/2006 of the European Parliament and European Council on the European Regional Development Fund, Poland prepares a Strategy of Communication for European funds in Poland for the years 2007-2013 for all funds and programmes. The purpose of the Common Strategy is to ensure efficient coordination of actions performed by particular institutions in order to increase the efficiency and effectiveness of information and promotional actions.

The strategy of communication is being prepared by the Coordinating Institution of NSRF (located in the structure of the ministry for regional development) in cooperation with Managing Authorities. The Strategy takes into account principles accepted in the Guidelines of the Minister of Regional Development in the area of information and publicity.

The strategy of communication specifies the basic rules of informational and promotional actions executed for all operational programmes and National Strategic Reference Framework, and especially objectives and the main idea, specification of target groups, indication of institutions involved in informational and promotional actions as well as required minimum for actions to be taken.

The Managing Authority prepared a communication plan for the operational programme. The plan contains objectives of actions, characteristics of target groups, description of actions of Managing Authority and other partners involved in the information and promotion process within the operation programme, including entities mentioned in the art. 5, par. 3 of executive regulation, framework schedule, indicative budget, method of evaluation of actions and principles of reporting on progress in the execution of

informational and promotional actions. The communication plan for operational programme is subject to consultations with the Coordinating Institution of NSRF concerning its consistence with the communication strategy and then must be accepted by the Monitoring Committee.

The Managing Authority will be preparing also yearly executive action plan.

The main objective of informational and promotional actions is provision of extensive and simple information on the rules and possibilities of the use of structural funds in the years 2007-2013 as well as creation of positive image of the programme among prospective beneficiaries and all inhabitants in the region.

The objective will be achieved through:

- ensurance of a wide access to information on possibilities of receiving financial support within ROP from the resources of the ERDF;
- preparation and administration of internet sites on ROP and structural funds.

Target groups are the beneficiaries, prospective beneficiaries of ROP 2007-2013 and media.

The main strategic assumption: informational actions informing about the possibilities of receiving financial support from ROP resources, preparation and dissemination of promotional materials, creation of visualization system and logo of ROP.

Informational and promotional actions will be subject to the evaluation system consisting in periodic evaluations and media monitoring (including the internet site).

The Managing Authority ensured proper financial means for execution of tasks connected with information and publicity.

## **6.7. Exchange of electronic data in order to fulfill the requirements concerning payment, monitoring and evaluation**

Proper minister of regional development (Community Support Framework Coordination Department) supervises preparations of the new informative system and specifies the standards concerning data acquisition by all the participants of NSRO implementation system. Proper minister of public finances is responsible for building and development of informative system on the base of standards within the range of data acquisition defined by proper minister of regional development.

Particular modules of National Informative System will be ready to use from the beginning of July this year. The system will reach the full operational capacity of all the components at the end of 2007.

According to the article 58 d) and article 60 c) of 1083/2006 Regulation, managing and controlling system shall have reliable, computerized accounting systems as well as monitoring and financial reporting systems which ensure recording and storing of accounting data concerning each financial operation in the scope of operational program as well as storing of data concerning all the operations necessary for financial management, monitoring, verification, audit and evaluation.

For managing and reporting purposes, there will be two basic informative systems being used in the Managing Authority, intermediate bodies, intermediate bodies of second degree and the Certifying Institution. Informative systems will be as follows:

- financial and accounting system according to the Act of Accountancy,
- National Informative System of monitoring and reporting,

and as an option, local monitoring and reporting system existing at the level of the institution responsible for operational programme implementation.



National Informative System is conforming and compatible with the monitoring and reporting system prepared for the operational programme.

The access to data stored in the National Informative System will be given to all the bodies taking part in the implementation process: Managing Authority, intermediate bodies, intermediate bodies of second degree and the Certifying Institution as well as Audit Institution in the range necessary to fulfill the task properly.

#### National and local monitoring and reporting systems

National Informative System (centralized system) available for monitoring and reporting needs will be storing data from the whole country which will be necessary for managing and controlling system established for operational programme.

#### National Informative System characteristic

According to the accepted assumptions, National Informative System will be first of all a recording system – after the action, the data will be recorded in the central data base. The system will allow to store the following information in particular:

- Data records concerning operational programmes,
- Managing the project life cycle, including:
  - Recording application forms meeting the formal requirements,
  - Recording big projects in the scope described in the Commission Regulation no. 1828/2006,
  - Recording the contracts for financing actions,
  - Recording payment applications,
  - Recording data of individual projects controlling,
  - Recording the indicators of material progress, including the management of uniform dictionary of indexes,
- recording data concerning any irregularities,
- running the register of recovered amounts (including list of debtors).

Furthermore, National Informative System will enable creating particular reports, especially:

- settlements of expenses from the level of intermediate body as well as settlements of expenses and payments applications prepared at the higher levels,
- forecasts of expenses.

System will include and provide data described in the Appendix III of Implementation Regulation no. 1828/2006.

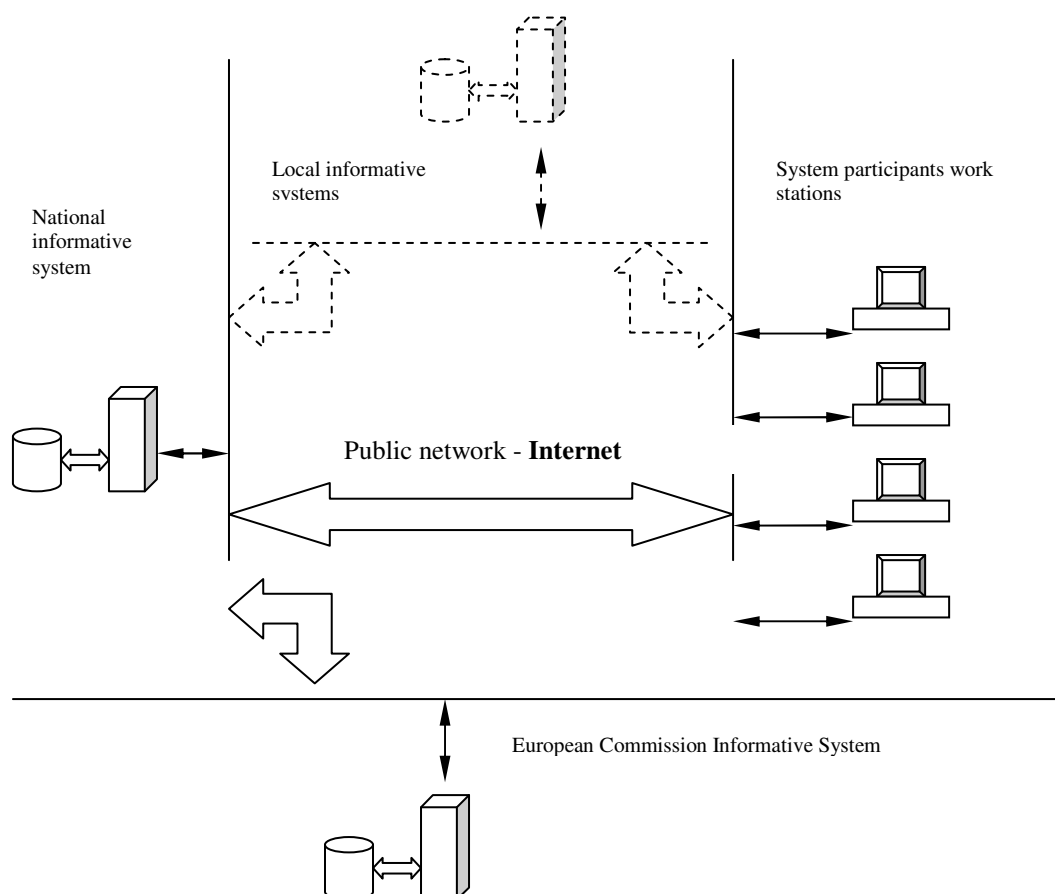
#### National Informative System architecture.

The construction of National Informative System is based on the web technology, meaning the access to data storing in central data base is available throughout the Web Browser running at any computer with the Internet access.

In the scope of Regional Operational Programme ROP the national informative system supporting the execution of NSRO will be implemented. It will be financed from the Priority axis 2 – NSRO Informative Assistance – The Technical Assistance Operational Programme 2007 – 2013.

Simultaneously, there is a possibility of creating a separate informative system for the purpose of Regional Operational Programme ROP implementation and management. The system will be fully compatible with the national informative system, and the range of storing and processing data there shall follow the content of Appendix III of Commission Regulation no 1828/2006 from 8<sup>th</sup> December 2006.

Scheme 5: National Informative System architecture



# **1. The description of the procedures designed for the infallibility of the computer systems for accountancy, monitoring and financial reporting.**

The security policy of the National Informative System is being implemented on numerous grounds.

The utilization of the secure https protocol together with an adequate architecture of network of access devices in the system operator's seat (Ministry of Finance) reduces to minimum a risk of a break-in or unauthorized access, and thus data modification in the system by unauthorized individuals. Moreover, it prevents any data changes during its transmission to the server.

The expanded functionality of user access rights granting (three dimensional model of rights: function of the system, implementation level, and region) allows users to have the access only to data that is necessary for the task realization.

The proper policy of a back-up copy guarantees that in the case of a serious system breakdown resulting in data damage, there is a possibility of the data recovery. Data created in the system up to the day before the breakdown occurrence can be recovered.

## **2. Information regarding the internal information transfers between the ‘central body (Member State Liaison)’ and bodies submitting applications for granting/modification of the access rights to SFC 2007**

Electronic exchange of data with the European Commission in accordance with the Article 39 of the Commission Regulation (EC) No. 1828/2006 of 8 December 2006.

The rules for the access to the system of data exchange with the European Commission (SF2007) were established in the Procedure of granting access rights to the users of Electronic exchange of data with the European Commission (SF2007), developed by the Ministry of Regional Development.

By this procedure, an organizational unit of Ministry of Regional Development was appointed to the function of MS Liaison for the European Social Fund, European Regional Development Fund and Cohesion Fund, resulting from an obligation enforced by the Article 41 of the Commission Regulation (EC) No. 1828/2006, according to which Member States apply for the access rights to the SFC2007 system in a centralized formula.

According to these rules set up by the Commission, the functions of MS Liaison and MS Liaison Deputy are assigned to two employees of the above mentioned organizational unit, who will be appointed and approved by Commission authorities.

In order to assure security of the access to the SFC2007 system, the above mentioned Procedure sets the rules by which the users apply for access. According to Node Hierarchy structure and the guidelines approved on the state level, the access rights (as Key Users) can be granted to the employees of the following institutions:

- Institution coordinating on a state level (status of Member State Authority)
- Institution managing the program (status of Member State Managing Authority)
- Certifying Institution (status of Certifying Authority)
- Audit Institution (status of Audit Authority)

The Procedure defines also the rules of verification of an applicant by MS Liaison and adequacy of the scope of rights applied for (Permissions, Role). It also defines the rules of informing about any changes concerning Key Users.

*Key Users* Index i.e. an index of people with access right to the SFC2007 system, is done, in compliance with personal data protection laws, by the organizational unit of Ministry of Regional Development appointed to the function of MS Liaison.

## **7. Prognosis of macro-economic impact of RPO W-KP implementation**

The executor of macro-economic prognosis of RPO impact on social-economic region development, using simulating model MaMoR2<sup>23</sup> was The Institute of Studies of Market Economy. The subject of the forecast was initial project of „Regional Operational

<sup>23</sup> Forecast of macro-economic influence of realization of Regional Operational Program for Kujawsko-Pomorskie Voivodeship for 2007-2013. Final report, Institute of Studies of Market Economy, Warszawa December 2006

Program of Kujawsko-Pomorskie Voivodeship for 2007-2013” approved by the Voivodeship Board on 29 June 2006.

The range of the forecast included simulation of changes of values of basic macro-economic categories describing regional economy, which will be caused by programme realization. The applied model enabled to calculate changes in studied categories as deviations from their simulating values for development not supported by RPO resources (in model values of reference level).

In the light of simulations made, the implementation of the Regional Operational Program will result in growth of regional GDP higher than in the situation of its implementation lack. During the first three years of programme implementation the scale of growth will be slight, what will be the consequence of relatively small shares of programme budget. In the following years simulated growth of GDP will be higher and higher, to achieve its maximum in 2015 and 2016 in volume of 3,2%. At that time all introduced resources will give their effects in economy. The highest dynamics output increase takes place in 2013, when it amounts 0,6 pp (similar volumes are observed in 2011, 2012, 2014). After 2016 the funds share to growth speed is negative, however the level of GDP will still exceed the reference.

The growth of GDP postulated by the model will stimulate private consumption and investment input growth. Private consumption in the first period of programme implementation will be below reference level. Its growth will be limited by investment, which owing to co-financing from programme resources are relatively cheaper. Only in the second stage of simulated programme implementation, increased level of domestic output enables simultaneously to finance both higher investment and private consumption. Average influence of analyzed resources for private consumption in 2007-2013 is close to zero (0,7% in 2007-2020). In 2013 the impact is clearly seen, reaches 0,5% and grows in the following years.

Investment input will be above reference level during all programme implementation period (resources expenditure). Investments will grow together with new resources inflow and only in the second stage of programme implementation, when resources inflow decreases, the investment dynamics will decrease. In 2013 the investment level should exceed of 15,3% reference level and average investment level increase in 2007-2013 should amount 8,7% (5,0% in 2007-2020).

Expected improvement of economic situation will not remain indifferent to labour market. Substantial increase of GDP will cause noticeable growth of employment in the region. As a result of funds using average employment level in 2007-2013 will rise in comparison to the reference one of 0,2% (0,6% in 2007-2020), and in 2013 the difference will amount 0,7%. Program realization will increase employment year average of 0,9 thousand people in 2007-2013 (2,9 thousand people) in comparison to employment not implementing the programme. The increased employment will be accompanied by real salary growth. In 2007-2013 it is on average of 1,0% higher than when simulated not implementing the programme. In 2013 salaries are of 2,6% over reference level and will grow reaching maximum growth in 2016 amounting 3,7%.

Total real population income gross will be in 2007-2013 higher on average from the one simulated, when programme not implemented of 0,9% (1,8% in 2007-2020). In 2013 the growth is supposed to amount 2,3%. Apart from growing income due to labour, increase of gross income will cause increase of income from capital, being in households' disposal. Temporary real income decrease in the first year of simulated programme implementation results from inflation growth caused by demand impulse. The above valuations are based on assumption, that transfers from public sectors to households do not change.

Increased investment in human capital will cause growth of labour productivity. In 2007-2013 reference level will be exceeded of on average 0,7% and in 2013 the difference will amount 1,7% ( in the years 2007-2020 average deviation will amount 1,2%). Taking under consideration the fact, that the level of employment in economy in years of RPO implementation is higher than reference value on average of 0,2%, it means definitely higher contribution of labour productivity to GDP growth.

Conducted study in the form of simulated programme realization revealed, that European funds will be substantially and positively influencing on social-economic processes in the voivodeship.

## **8. Evaluation of the programme before implementation start (ex-ante evaluation)**

In accordance with art. 48 of Council regulation (WE) no. 1083/2006 of 11<sup>th</sup> July 2006 the Regional Operational Program of Kujawsko-Pomorskie Voivodeship for 2007-2013 was evaluated ex-ante. At request of the Ministry of Regional Development the evaluation of the Regional Operational Program of Kujawsko-Pomorskie Voivodeship was completed by WYG International Ltd. Co and the result of this work is a Report of RPO WK-P project evaluation submitted in November 2006<sup>24</sup> and supplement to this report submitted in February 2007.

Ex ante evaluation was applied to initial project of „Regional Operational Program of Kujawsko-Pomorskie Voivodeship for 2007-2013”, approved by Voivodeship Board on 29<sup>th</sup> June 2006. The estimation contained results of „Prognosis of impact on environment of Regional Operational Program of Kujawsko-Pomorskie Voivodeship for 2007-2013” (from July 2006). The report appendix contained remarks concerning initial RPO project approved by The Voivodeship Board on 19<sup>th</sup> September 2006. Additional research was carried out for the preliminary project of the programme of January 10, 2007. The results of the research are presented in the attachment to the report.

Evaluation *ex-ante* of the project of the programme was conducted during its preparation, during creation of EU and domestic legal basis for operational programming, forming of final versions of main strategic documents. Those conditions were significant and unavoidable limitations, both for authors preparing programmes and evaluating teams. It resulted in defined consequences for the scope of evaluation included in the report. The full version of ex-ante report of Regional Operational Programme can be found at [www.kujawsko-pomorskie.pl](http://www.kujawsko-pomorskie.pl).

According to assumed method the evaluation was made in 5 subject spheres. Each part contains general characteristics, evaluation, conclusions and recommendations.

### **1. Verification of social-economic analysis and its quality evaluation in the light of identified regional development needs.**

In evaluators' opinion diagnosed branches were correctly chosen from both the document character and development needs point of view. The following recommendations were considered by the authors: postulate of clear indication of external conditions of development, proposal of reduction of the scope of diagnosis, incl. separate presentation of tourism issues, adjustment of statistical descriptions to ranges of priority axes, stress on

<sup>24</sup> Evaluation report of Operational Programme draft for Kujawsko – Pomorskie Voivodeship 2007-2013, IMC Consulting WYG International, November 2006

problems requiring intervention. As a result of recommendation diagnosis structure was ordered, sub-chapter Tourism was separated, statistic analysis were limited to the most necessary ones, connected with priority axis range, the document was completed of external development factors, problems requiring intervention were clearly distinguished.

In evaluators' opinion SWOT analysis was correctly prepared in configuration of strengths and development chances and weaknesses and threats, however, as a result of recommendations it was elaborated as far as cohesion with diagnosis was concerned. Moreover, the chapter concerning situation in the region evaluation was completed of source references.

## **2. Evaluation of economic reasons and internal cohesion of programme project part**

Positive opinion of evaluators concerns: transparency of structure goals, priorities and measures, derivative voivodeship needs resulting from diagnosis and also complete financial part resulting from superior documents. The evaluators recommended changes and precising some entries, what in majority was taken into account in the present programme version.

According to evaluators' recommendation, but also as a result of work on the project and its consultations, entries concerning its strategy were verified, number of detailed objectives was limited from five to three:

1. Increase of Kujawsko-Pomorskie Voivodeship attractiveness, which will be executed by priority axis 2 measures,
2. Increase of region economy competitiveness, which will be executed by priority axis 4,5,6,
3. Increase of level and life quality of the inhabitants, executed by priority axis 3,7.

For monitoring detailed goals' realization indicators and their base and final values were defined. Those entries appeared together with finalizing relevant work of Working Team of Indicators, appointed by The Department of Regional Programs Co-ordination MRR.

As a result of social consultations, according to evaluators' recommendation, new priority axis was separated: „Tourism development support”, which includes tourism and resort infrastructure development, business service development and promotion of values and tourist products.

According to evaluators' suggestion the programme was completed by analysis of relations between priority axes using so-called „matrix of inter-dependence of objectives and actions”, on the basis of which measurable evaluation of importance of measures of particular priority axes for programme objectives execution was made. That analysis enabled to strengthen the meritum basis of financial projecting of the programme.

## **3. Evaluation of external cohesion of the programme with the EU, domestic and regional policies**

Program cohesion with Union, domestic and regional documentation was confirmed. Update of programme entries connected with new state documents' versions, including the National Strategic Reference Framework (project from 29<sup>th</sup> November 2007) and the EU documents, mainly EU Strategy Directives accepted by the Commission approval from 6<sup>th</sup> October 2006, was taken into account in reference to adequate programme part.

#### **4. Evaluation of the result and impact**

Program indicators were positively evaluated as far as adequacy of choice was concerned, they are correctly assigned to both strategic objective and priority axes. They are also well defined and described (incl. source). According to evaluators the group of indices monitoring execution of both strategic objective and priority axes is the basis for the future system of monitoring and evaluation of operational programme implementation.

#### **5. Evaluation of proposed programme implementation system solutions**

While evaluating the preliminary project of the programme of June 2006, the evaluators stated, that the description of system implementation is general and does not guarantee efficient programme realization. Both the previous and this evaluated versions of system implementation description were based on projects of EU regulations and available directives of the Ministry of Regional Development. Acceptance of the EU regulations in July 2006, projects of state documents in August, enabled making more detailed description of the system and thus the current version is consistent with the regulations in that area.

### **9. Prognosis of the environmental impact of the Regional Operational Programme of Kujawsko-Pomorskie Voivodeship for 2007-2013**

#### **Legal basis**

Prognosis of the impact of operation programme of regional scale on environment is prepared according to Polish law – act of 27<sup>th</sup> April 2001 – Environment Protection Law (P (Dz. U. Nr 62, poz.627 with changes - the Journal of Laws no 62, item 627 with later changes) and the EU law regulations – Directive 2001/42/WE, Directive 2003/4/WE.<sup>25</sup>

Prognosis of impact on environment of Regional Operational Program of Kujawsko-Pomorskie Voivodeship for 2007-2013, concerns initial project in fourth version of this programme, approved by resolution No 29/682/06 of Kujawsko-Pomorskie Voivodeship Board on 29<sup>th</sup> June 2006. Prognosis range is adequate to the resolution requirements – Environment protection law, also takes into account demands submitted by The Voivode (note from 2<sup>nd</sup> November 2005 mark: WsiR-II-IF/6610-4-298/05) and State Voivodeship Sanitary Inspector (note from 3<sup>rd</sup> November 2005, mark: N.NZ-400-Ró-10/890-14611/05) as well as ecological organizations.

RPO is one of implementation programmes of the National Strategic Reference Framework 2007-2013 and implementation instrument of the Development Strategy of Kujawsko-Pomorskie Voivodeship for 2007-2020 within the range of competitiveness increase and equalizing development chances respecting the rules of balanced development.

#### **Report summary**

In analytic part „Prognosis” refers to placed in RPO „Diagnosis of social-economic voivodeship situation” within placing in it natural environment problems. It contains description of environment state and technical infrastructure, its protection, resources and nature-cultural region values and its evaluation by the means of SWOT analysis. General conclusion of this programme part states, that substantial investments concerning the environment within the last years result in gradual improvement of this state, however, from

<sup>25</sup> Prognosis of environmental impact of the Regional Operational Programme of Kujawsko – Pomorskie Voivodeship for 2007 – 2013. Office of Ecological Analysis „EKO-OPINIA”, Mała Nieszawka, July 2006

the harmful human influence on environment limitations' point of view, next investments enriching environment infrastructure are essential.

Referring to Development Strategy of Kujawsko-Pomorskie Voivodeship for 2007-2020 programme strategy (chapter 3) distinguishes from detailed goals one referring directly to environment „Improvement of natural environment state, better usage of its resources and values in social-economic development”. Indirectly, measures within detailed goal realization „Improvement of technical and social region infrastructure” will be favorable for the environment.

Program goals are implemented by actions collected in priority axis (Chapter 4). Priority axis 2 presents main directions of investment measures proposed for protection and preservation of environment. Preservation and rational exploitation of environment assumes support: water-sewage infrastructure development to limit water pollution, waste economy directed at decreasing waste production, regaining raw material and reducing its harmfulness, limiting pollution emission to atmosphere, producing energy from renewable resources. The axis also assumes support MŚP within the range of adjusting to particular Union directives in reference to environment protection. It should be stressed, that apart from investments in environment infrastructure, projects, which goal will be to preserve species diversity and natural habitats' protection will receive support.

Extending and modernization of technical infrastructure, particularly transport, will have indirect positive influence on environment.

From ecological policy point of view priority axis 5. Strengthening of enterprises competitiveness, which realization should result in increase of pro-ecological technologies in enterprises, clean and energy saving, possessing certificates of environmental managing deserves attention. Assumed support for environment resources utilization for tourism development, which developing correctly can have particular meaning both, for economic growth and environment, is also important.

Program declares 11% of its budget for environment protection (axis 2), which amounts 141,55 million Euro, 104,61 million Euro of which will come from EFRR fund. Moreover, 30 % of programme budget is devoted for development and modernization of transport infrastructure, including municipal transport and intelligent transport systems and 5% for tourism development.

## **Conclusions**

Prognosis contains the following statements in remarks and final conclusions:

- Taking into account a kind and scale of RPO planned measures and simultaneously high sensitivity of natural environment to actions, particularly economic, it is considered as necessary to respect during programme realization the rule of balanced development. In reference to planned actions, which can significantly influence the environment, including the area of NATURE 2000, it is required to implement complete procedure of their realization results on environment evaluation. Planning new line investments roads in particular, it is required (if possible) to avoid naturally valuable areas, and during existing roads modernization avoid cutting side-road trees and generally limit interference into close area eco-systems.
- It is suggested to add to priority axis: 3 – Social infrastructure development and 4- Informative society infrastructure development, entries stating about development of methods and infrastructure serving ecological education and employing specialist informative systems to monitor environment state and wide information on the subject exchange.



- It is necessary to submit Program realization periodical monitoring, not only referring to economic and social indicators including in RPO project, but also within wider range of environmental ratios.

#### **Referring to Prognosis remarks**

- A rule of balanced development indicated in Prognosis' conclusion was stressed in the chapter 3.4. introduced in the next version of the program – Rules of programme realizations.
- During line investment realization avoiding naturally valuable areas, and side-road trees cutting and generally limiting interference into eco-systems of close to road areas is possible at the stage of particular investment planning, technical documentation preparing, making evaluation of influence on environment, it is not advised, however, making detailed description of programme priority axis within this range.
- Program priority axis description is made on general terms, therefore Axis 3 and Axis 4 descriptions do not include detailed list of possibilities of using, supported by EFRR resources, social infrastructure and informative society, including ecological education and environment monitoring, but it does not exclude such using.

#### **Prognosis, social consultations**

Prognosis of the environmental impact of the Regional Operational Programme for Kujawsko-Pomorskie Voivodeship for 2007-2013 together with initial project of Regional Operational Programme for Kujawsko-Pomorskie Voivodeship for 2007-2013 – version IV was available to the public (art. 32, art. 34 of the act – Environment Protection Law (Dz.U. Nr 62, poz.627 z późniejszymi zmianami, - the Journal of Law no.62, item 627 with later changes):

- in the site of Marshal Office of Kujawsko-Pomorskie Voivodeship from 3<sup>rd</sup> August 2006 to 1<sup>st</sup> September 2006 which was published in daily regional newspaper “Gazeta Pomorska” run in 80 000 copies, what gives an ability of wide access to the information,
- on Marshal Office website from 1<sup>st</sup> August 2006.

During procedure conducted with society participation no remarks or conclusions of the prognosis and programme project were notified.

Information about **the prognosis of impact on environment** were presented during the meetings of Regional Consulting and Information Network among others. These meetings were treated as the social consultations of the initial draft of Regional Operational Programme for Kujawsko-Pomorskie Voivodeship for 2007-2013.

#### ***Environmental aspects included in the programme and monitoring of the environmental impact of ROP execution***

Based on prepared prognosis of environmental impact of RPO WK-P and conducted consultation concerning both documents the RPO content was appropriately amended. The aim of the prognosis is to determine if the RPO content does not negatively impact proper functioning of natural environment. Various environmental aspects included in the program can be specified:

- RPO takes into account international and domestic objectives of environment protection. It is reflected in the strategic objective (*“projects co-financed within operational programme will be fully in line with the directives: evaluation of environmental impact, habitat directive and birds directive.”*) and in detailed objective referring to an increase of attractiveness of Kujawsko-Pomorskie Voivodeship among other through actions aimed at development of environment protection infrastructure.
- one of principles commonly applied in programme execution rules is the principle of sustainable development,
- priority axis 2. Preservation and rational use of environment, concerns especially execution of actions aimed at improvement of quality of natural environment, preservation of natural resources, counteracting any threats and at the same time helping improve the living condition of residents.
- the priority axis 5 aimed at the increase of competitiveness of companies states that the regional economy should be environment friendly; furthermore, that axis foresees support for investments concerning adjustments to the requirements of environment protection,
- an entry has been added to the priority axis 6. Supporting tourism development: “any initiatives taken up on areas of special natural values will take into account vulnerability of environment and its protection resulting from legal requirements”,
- the priority axis 8. technical assistance, was completed with the entries on possibility of support for actions aimed at monitoring of horizontal principles, incl. sustainable development principles.

In order to evaluate the impact of RPO intervention on improvement of natural environment the Managing Authority will ensure that the substantial environmental impact of actions executed as part of the programme is monitored (in accordance with the art.10 of the directive 2001/42/EC). The basis for monitoring of environment condition will be indices accepted in the programme. Furthermore, in the internal monitoring system supplementary information on ecological impact of individual projects will be gathered and used to evaluate their contribution to sustainable development (Prognosis content can be used, chapter 6.2. Proposals for monitoring of changes in environment). The Managing Authority will appoint a subcommittee within the Monitoring Committee. Its task will be to monitor if the sustainable development principles are applied on individual stages of programme implementation (see the subchapter 6.3.1. of the Programme).

## **10. Information on programme public consultations conducted**

### **Objective and legal basis**

Pursuant to art.11 of Regulation of the Council No. 1083/2006 of 11<sup>th</sup> July 2006 setting up general provisions on European Regional Development Fund and Cohesion Fund, Kujawsko-Pomorskie Voivodeship Administrative Board held public consultations during

whole period of the programme preparation. The consultation process lasted within the whole time of works upon the following programme versions.

Works on the initial project of the Regional Operational Program for Kujawsko-Pomorskie Voivodeship for 2007-2013 started in April 2005 with the Resolution No. 18/272/2005 of 1<sup>st</sup> April 2005 of Kujawsko-Pomorskie Administrative Board on Kujawsko-Pomorskie Voivodeship Regional Operational Program for 2007-2013). On 26<sup>th</sup> October 2005 Voivodeship Administrative Board adopted the initial project RPO and referred it, as the first version, to public consultation.

The consultation's objective was obtaining opinions and remarks of territorial self-governments, environments and social-economic partners enabling preparation of the final programme version.

### **Consultation's course**

The consultations process started in 2005 and was accomplished by:

- regional inter-environmental conference held in Toruń on 15<sup>th</sup> November 2005, opening public consultations, the participants (representatives of self-governmental scientific, economic circles, non-governmental organizations and the like, voivode and state administration units representatives ) number equaled 101 persons,
- consultation meetings in counties for units, social and economic partners according to assigned schedule published in the local press and on the internet site of voivodeship Marshall Office, held in the period from 17<sup>th</sup> November.2005 till 2<sup>nd</sup> February 2006. 19 meetings attended by all 821 participants,
- work of Working Team for RPO WK-P appointed by Kujawsko-Pomorskie Voivodeship Administrative Board in April 2005. Till the end of 2006, 10 meetings of the Working Team were held with the participation of its permanent members and representatives of units interested in the document on the score of their activity sphere. The participants number was 103 persons per total,
- joint conference within public consultations on the National Cohesion Strategy (NSRO) arranged in Toruń on 8<sup>th</sup> May 2006., participants number - 180 persons.
- thematic meetings with representatives of units constituting Kujawsko-Pomorskie Information-Advisory Network. 9 meetings were accomplished with participation of 285 persons,
- thematic meetings with representatives of local self-governments, churches and confessional unions, institutions of business assistance, National Services System (KSU), participants in number– 135 persons,
- the document publishing on Marshall Office web site ([www.kujawsko-pomorskie.pl](http://www.kujawsko-pomorskie.pl)) (from 4<sup>th</sup> November 2005) together with questionnaire of remarks to the document project, in complete 55 questionnaires of remarks and opinions were sent by e-mail or delivered in written form.

Moreover, the ROP W-KP was presented at V Economic Forum of Kujawsko-Pomorskie Voivodeship, held in Toruń from 22<sup>nd</sup> till 23<sup>rd</sup> June 2006. The Forum participants were representatives of all voivodeship social and economic groups of society, and self-governmental units. The participants number equaled 247.

The programme project was presented also at the regional conference in Toruń on 3<sup>rd</sup> November 2006 resuming implementation of ZPORR, in which 140 persons took part and during three sub-regional conferences, in which 123 persons participated.

## **Issues generally raised and remarks noticed**

Most of remarks and postulates related to the document's strategic part, financial issues and programme implementation system.

Most often postulates were the following:

- not to expose on the level of activity metropolitan functions enhancement B-TOM,
- enlargement of main programme objective to social, economic and spatial cohesion,
- changing of financial allocations means inter priorities,
- simplifying of implementation procedures,
- introducing initial pre-selection of projects,
- shortening considering applications time-limit,
- shortening money-transfers time-limit.

Substantial modifications made in public consultations effect:

- the chapter on social-economy voivodeship condition under in statistic aspect was improved,
- records of SWOT analysis were verified,
- priority axes were changed ( there were 6 of them in the I part of the programme, now there are 8) their descriptions were made more precisely,
- means division into priority axes and investments categories was verified,
- shortening of considering applications and money transfers time-limit was assumed.

Detailed relation (of) consultations course (report) was placed in Marshall Office web site ([www.kujawsko-pomorskie.pl](http://www.kujawsko-pomorskie.pl))

## List of abbreviations

B+RT	Research and new technologies' development
B-TOM	Bydgoszcz – Toruń Metropolitan Area
Dz.U.	Journal of Laws
Dz.U. WE	Official Journal EU
EBI	The European Investment Bank
EFI	European Investment Fund
EFRR	European Fund of Regional Development
EFRROW	European Agriculture Fund for Rural Areas Development
EFS	The European Social Fund
EKD	European Activity Classification
EQUAL	Union Initiative, concerning fighting with discrimination and inequality in labour market and social and professional integration of immigrants
FAPA	The Foundation of Assistance Programmes for Agriculture
GUS	The Central Statistical Office
ICT	Information-communication technologies
IKONKA	The programme to enable common access to Internet points
INTERREG III	EU initiative concerning strengthening trans-border, inter-regional and international co-operation
IP	Payment Institution
ISPA	( <i>Instrument for Structural Policies for Pre-Accession</i> ) – one of three (PHARE, SAPARD, ISPA) EU funds designed for the candidates
IW	Implementing Authority
IZ	Managing Authority
JASPERS	Financial Initiative EBI and KE in 2007-2013
JEREMIE	Financial Initiative EBI and KE in 2007-2013
JESSICA	Financial Initiative EBI and KE in 2007-2013
KE	European Commission
KM	Monitoring Committee
K-PSI	IT Network of Kujawsko-Pomorskie Voivodeship
KSU	National SME Services Network
MF	Ministry of Finance
MRiRW	Ministry of Agriculture and Rural Development
MRR	Ministry of Regional Development
MSP	Small and medium enterprises
NSLiM	National Population and Housing Census
NSRO / NSS	National Strategic Reference Framework/National Cohesion Strategy
NUTS	The Nomenclature of Territorial Units for Statistics
PAOW	Program of Rural Areas Activation
Phare	Pre-accession Instrument of Structural Policy, created in 1989 to grant material aid for countries-candidates to EU( <i>Poland and Hungary: Assistance for Restructuring their Economies</i> (PHARE))
PIAP	<b>P</b> ublic <b>I</b> nternet <b>A</b> ccess <b>P</b> oint
PKB	Gross Domestic Product
PO	Operation/operational programme
PO EWT	Operational Programme European Territorial Cooperation
PO IiŚ	Operational Programme Infrastructre and Environment
PO IG	Operational Programme Innovative Economy

PO KL	Operational Programme Human Resources
PO PT	Operational Programme Technical Assistance
PROW	Plan of Rural Areas Development
REGON	National Economy Register
RLM	Balanced inhabitant number
RPO	Regional operational/operation programme
RPO WK-P	Regional Operation Program for Kujawsko-Pomorskie Voivodeship
SAPARD	EU programme of financial support to adjust agriculture to market economy in associated countries, awaiting membership of EU ( <i>Special Accession Programme for Agriculture and Rural Development</i> )
SOSN	Pavement condition evaluation system
SPO-RZL	Sector Operation Program Human Resources Development
SPO WK-P	
SWOT	Abbrev. SWOT comes from first letters of English: <i>strengths</i> (mocne strony), <i>weaknesses</i> (słabe strony), <i>opportunities</i> (szanse) and <i>threats</i> (zagrożenia).
TARR	Regional Development Agency in Torun
TBS	Social Building Society
TEN-E, TEN-T	Trans-European Energy Networks; Trans-European Network for Transport
UE	European Union
UNESCO	Organizacja do spraw Oświaty, Nauki i Kultury, United Nations Educational, Scientific and Cultural Organization
UR	Arable lands
US	Statistical Office
WE	The European Community
WIOŚ	Voivodeship Inspectorate of Environment Protection
WUP	Voivodeship Labour Office
ZDW	Voivodeship Roads Management Board
ZPORR	Integrated Operation Program of Regional Development

## Dictionary

Image	Explanation
Analiza SWOT [ <i>SWOT analysis</i> ]	Method enabling analysis of strengths and weaknesses of region in reference to chances and threats created by surrounding. Abbrev. SWOT comes from first letters of English words: <i>strengths</i> (mocne strony), <i>weaknesses</i> (słabe strony), <i>opportunities</i> (szanse) and <i>threats</i> (zagrożenia).
Audyt [ <i>audit</i> ]	All action, through which independent evaluation of institution functioning, legality, effectiveness, expediency, reliability is obtained; audit is usually performed by separate body, inferior to institution manager or by external subject.
Beneficiary	Subject, organ or enterprise, public or private, responsible for initiating and implementing particular actions. Within public aid programmes, for the purpose of Article 87 of Treaty, beneficiaries are public or private subjects realizing individual project and being granted with public aid.
Cel strategiczny [strategic goal]	A goal appointed for all projects realized within operation project
Cel szczegółowy [particular goal]	A goal appointed in particular area
Cele polityki strukturalnej UE [ <i>EU structural policy objectives</i> ]	Goals to achieve the social and economic cohesion of the EU. In 2007-2013 there are: - Goal 1 - <i>Convergence</i> - Goal2 – <i>Competitiveness and employment in regions</i> , - Goal 3 – <i>Territorial co-operation</i> .
Certyfikacja wydatków [ <i>Certification of expenditure</i> ]	Activity within financial control system by payment institution towards financial operations made by managing institution and intermediate bodies. It is to confirm if the expenses on beneficiaries' behalf were limited to time of permissible costs, realized according to obligatory procedures and concerned approved operations.
Dokumenty programowe (operacyjne) [ <i>Programming (operational) documents</i> ]	Documents in form of programmes elaborated for initially allocated costs' expenditures for a particular area or sector by European Commission within Structural Funds. They define in particular goals and main directions of resources expenditure on the base of analysis actual of situation and development trends of a particular area or sector ,criteria and the way of implementation of particular projects, persons and institutions responsible for particular tasks' completion and estimated volume and resources' fractioning, with regard to co-financing from all available budget resources.
Duże projekty [ <i>Big projects</i> ]	Projects for which the implementation cost was determined at 25 mln EUR (sector of environment protection) and 59 mln EUR for other sectors. Such projects are submitted to the European Commission in order to receive Commission's confirmation of the amount of fund's contribution.
Dyrektywy [ <i>Directives</i> ]	Form of legal acts of Union. It is legally obligatory, as for goal realization and measure term, leaves, however, to the receivers freedom of means choice and methods of implementation in national legal systems.

Image	Explanation
Działanie [ <i>Measure</i> ] (Operacja)	Project or group of projects chosen by managing institution of a particular operational programme or on its responsibility, according to criteria stated by monitoring committee and implemented by one or more beneficiaries, enabling achieving priority axis goals, which the operation concerns
Efekt dźwigni [Leverage effect]	Effect observed, when together with starting public resources for particular goals realization, engagement of private sector in their financing increases. Desirable effect from intervention of structural funds side.
Efekt makroekonomiczny [macro-economic effect]	Effect of realization of programmes co-financed from structural funds on basic macro-economic indicators
Efektywność (wykorzystania środków) [ <i>Efficiency</i> ]	Evaluation criterion comparing volumes of shares for programme realization (e. g. financial, administrative, human) with actual programme achievements at product, result level
Europejska Sieć Ekologiczna NATURA 2000 [ <i>European Ecological Network NATURA 2000</i> ]	The system of protection of selected nature elements which are regarded as the most important for the whole Europe, accepted by the EU. The system is complementary to national systems and is the basis for preservation of natural heritage on the continent. The system consists in effective protection of selected areas. In Poland the network Natura 2000 covers the areas of special birds protection and special habitat protection areas.
Europejski Bank Inwestycyjny (EBI) <i>European Investment Bank</i>	Bank created on the base of The Rome Treaty serving financing economic Union development. Its basic task is to balance and stabilize common market by granting loans and guaranteeing credits from other banks, which are consequently employed in all economic sectors (first of all telecommunication, transport, industry, energy and environment protection).
Europejski Fundusz Rozwoju Regionalnego (EFRR) [ <i>European Regional Development Fund (ERDF)</i> ]	One of Structural Funds, which task is to decrease disproportions in regions' belonging to Union development level. EFRR co-finances realization of Goals 1, 2 and 3 of EU Structural Policy. In particular the fund supports production investment, local development initiatives and small and medium enterprises.
Europejski Fundusz Społeczny (EFS) [ <i>European Social Fund (ESF)</i> ]	One of Structural Funds, it co-finances the execution of the Objective 3 in the EU. It supports also Objectives 1 and 2. The funds resources finance mainly actions aimed at improvement of quality of human resources and institutions in the labour market.
Ewaluacja (programu)[programme evaluation]	Estimating of Union structural aid in reference to goals and its impact analysis on specific structural problems.
Ewaluacja końcowa [ <i>Ex-post evaluation</i> ]	Evaluation made after completing programme realization, which main task is defining its long-lasting effects, including volumes of engaged resources, effectiveness of aid. Main task of final evaluation is first of all delivering information on long-lasting effects, creating during particular programme implementation and forming conclusions concerning structural policy direction.



Image	Explanation
Ewaluacja okresowa [ <i>Mid-term evaluation</i> ]	Evaluation made during programme realization. In case of structural programmes it is carried out in the middle of programming period, and its task is to estimate the level of achieving assumed goals in the light of earlier ex-ante evaluation, mainly in regard to delivered products and achieved results and defining correctness of intentions in comparison to current social-economic trends. Periodical evaluation results serve probable programme documents' modification. Information obtained by this mean should be used during preparations of programme for next period.
Ewaluacja wstępna [ <i>Ex-ante evaluation</i> ]	Evaluation is made before programme realization start. Its main task is to verify long-term support effect, included in prepared programme documents. Its main purpose is to increase quality of programme documents by participation of independent subject in programming process. This evaluation is to assure that the resources declared for implementation of policy decreasing differences in development level of particular EU regions will be used in a way guaranteeing achievement of the best effects.
Finansowy Wkład Wspólnoty [ <i>Community financial contribution</i> ]	Volumes of resources assigned by KE within financial aid, being a defined proportion of qualifying programme or project costs.
Fundusz Spójności (Kohezji) [ <i>Cohesion Fund</i> ]	Economic and political instrument of European Commission, not belonging to Structural Funds and implemented at the level of chosen countries ,not regions. Its task is to ease integration for weaker developed countries by building, among the others big transport networks and objects of environment protection infrastructure of big area impact.
Fundusze Przedakcesyjne [ <i>Pre-accession Funds</i> ]	Resources of non-returnable financial aid granted by EU to countries candidates. Their main task is to prepare these countries for EU membership and aid in equaling economic differences. PHARE, ISPA, SAPARD are listed as instruments operating within these funds.
Fundusze Strukturalne [ <i>Structural Funds</i> ]	Financial source of EU enabling aid in restructuring and modernization of economy of member countries through investments in key sectors and regions (structure improvement). Structural funds in new programming period consist of: European Fund of Regional Development (EFRD), European Social Fund (ESF).
Gospodarka oparta na wiedzy ( <i>knowledge-based economy</i> )	Economy, which is characterized by quick development of branches connected with information processing and science development, mainly industry branches listed to so called high technology and techniques and services of informative society.
HERMIN	Macro-economic instrument of modeling impact of structural funds, which stresses long-lasting growth stimuli, which result from inflow of EC resources, mainly by investments in human capital (education and training system, improving production conditions – infrastructure, and support for production sector (mainly MSP), what contributes to increase efficiency and competitiveness. Main stress of this model is put on positive supply effects – as real resources of increase in effectiveness and competitiveness of economy, which results reveal in longer time course.

Image	Explanation
Inicjatywy Wspólnoty [Community Initiatives]	Programs financed from Structural Funds, aiming at solving problems appearing in all EU. Number and character of Union Initiatives undergoes changes dependent on identified problems having impact on EU functioning. In the years 2000-2006 there are: EQUAL, INTERREG, LEADER, URBAN. At that time Poland will implement only Initiatives EQUAL and INTERREG.
Innowacyjność [Innovations]	Enterprises' abilities to create and implement innovations and real skill of introducing new modernized products, new or changed technological or organizational and technical processes.
Cross-financing [Elasticity instrument]	The elasticity instrument facilitating implementation of single-fund operational programmes. It consists in financing of actions from the intervention area of another structural fund. According to the art. 33 of the Resolution of the Council no. 1083/2006 EFRR and EFS can finance actions covered by the aid from other Fund only if they are essential for proper execution of a project and are directly connected with it. The financing is complementary, with 10% of community financing for each priority axis of operational programme.
Instytucja pośrednicząca w zarządzaniu <i>Intermediate body</i>	Public or private unit, on which managing institution delegates part of entitlements
Instytucja Płatnicza [payment institution]	Institution or body responsible for preparing and delivering payment applications to the European Commission
Instytucja Wdrażająca [Implementing Authority]	Public or private subject, responsible for realization of part or whole of operational programme's priorities on the base of adequate agreement or contract for co-financing of its tasks.
Instytucja Zarządzająca <i>Managing authority or institution</i>	National, regional or local public authority organ or public subject, appointed by member state to manage operational programme
Instytucja Koordynująca [co-ordinating Institution or Authority]	In case of Regional Operational Program proper minister of regional development is a co-ordinating authority.
Kategoria interwencji [Category of intervention]	Area/subject of aid in EU. Branch of structural Funds intervention helpful during identification, studying and monitoring of measures.
Komitet Monitorujący (Monitoring Committee)	Subject appointed for operational programme by state member in consultation with managing authority (Council regulation no 1083/2006 from 11 <sup>th</sup> July 2006) for evaluation and supervision of particular operational programme realization purposes. Composition of the monitoring committee is set by state member in consultation with managing authority.
Komisja Europejska (European Commission)	Organ representing EU, equipped with the right to introduce legislation and rights to co-ordinate Union measures, control Union law implementation and treaties accepted by Union. It consists of 25 commissioners, elected for 5 years. In common meaning it includes not only this collective organ, but also serving them (realizing given tasks) administrative machinery.
Końcowa data kwalifikowania wydatków [Final date for the eligibility of expenditure]	Date defined in decision granting fund resources and referring to payments made by beneficiaries.
Kontrola finansowa [financial control]	Mechanisms and means assuring correct functioning of collecting and disposing public resources and property managing

Image	Explanation
Kontrakt wojewódzki [voivodeship contract]	Agreement concerning financing the operational programme with resources from state budget, state goal funds or foreign resources, negotiated by proper minister of regional development with voivode board, on conditioned defined by the Council of Ministers
Kontrola na miejscu [ <i>Check on site</i> ]	Control carried out within financial operations by structural funds, in place of programme realization.
Konwergencja [convergence]	Process of diminishing differences between EU countries by increasing growth and employment conditions owing to increasing a number and quality of investment in human and material capital, development of innovations and based on knowledge society, abilities to adapt to social and economic changes, protection and improvement of natural environment quality and increasing of administration efficiency.
Koszty ogółem [ <i>Total cost</i> ]	Total cost of planned measures and operations, including both eligible and non-eligible costs.
Kwalifikowalność wydatków [ <i>Eligibility (of expenditure)</i> ]	Criterion concerning borne expenditures during project realization, implementation, monitoring, which fulfilling conditions its part refund obtaining from Structural Fund and Cohesion Fund.
Kwantyfikacja [quantification]	Presenting effects of programme realization financed from Structural Funds on the level of product, result and impact.
Monitorowanie ( <i>Monitoring</i> )	Systematic observation of selected indicators depicting dynamics and structure of phenomena included in projects' goals, operational projects, National Strategic Reference Frames, Union Strategic Directives, aiming at providing return information about compatibility of document realization with their schedules.
Monitorowanie finansowe [financial monitoring]	Monitoring of managing resources from Structural Funds, granted for programme and project realization. It is a base of their expenditure correctness evaluation.
Monitorowanie rzeczowe [substantial monitoring]	Monitoring of progress in programme and project realization by system of indicators defined in programme documents.
Narodowe Strategiczne Ramy Odniesienia/Narodowa Strategia Spójności [National Strategic Reference Frames/National Cohesion Strategy]	Document prepared on the base of Strategic Directives of Union by Poland, which contains main development priorities, consulted with regional and local administration representatives. Negotiated with European Commission.
Nomenklatura Jednostek Terytorialnych do Celów Statystycznych (NTS) [ <i>The Nomenclature of Territorial Units for Statistics (NUTS)</i> ]	Unified scheme of territorial division of EU countries. NUTS is 5-degree hierarchic classification, where three regional levels are distinguished (NUTS 1-3) and two local levels (NUTS 4 - 5). From practical point of view nomenclature NUTS is based first of all on administrative divisions existing in member countries. Classification NUTS is a base of running regional economic accounts and regional statistics in social-economic dimension. In Poland since EU accession classification NTS has been functioning, in which all the country is included in level one, level NTS 2 consists of 16 new voivodeships, NTS 3 – 44 sub-regions, NTS 4 – 380 countys and towns with county rights and NTS 5 contains 2 489 communes.
Nieprawidłowość [Incorrectness]	Disobedience towards Union laws resulting from measures or ceasing infringement of rights of economic subject, which causes or could cause loss in EU general budget by financing from general budget unjustified expenses.

<b>Image</b>	<b>Explanation</b>
Oddziaływanie [ <i>Impact</i> ]	Consequences for direct receivers after completing their participation in the project or after completing particular investment and indirect consequences towards other receivers, which profited or lost in result of project realization.
Oś priorytetowa [priority axis]	One of strategy priorities in operational programme including a group of connected operations, equipped with particular measurable goals.
Płatność [ <i>Payment</i> ]	Particular sum within aid range, paid by European Commission on account of Payment Institution on the base of payment application.
Początek okresu kwalifikowalności [ <i>Starting point for the eligibility of expenditure</i> ]	Date being a starting point for qualifying expenses to co-finance from aid funds. This date refers to payments made by beneficiaries.
Pomoc publiczna [ <i>State aid</i> ]	For the purpose of this art. 87 of Treaty stating WE, all aid granted by Member State or by state resources in any form, which interfere or threatens with interference of competition by favoring some enterprises or some goods production, is incorrect to common market within the range, in which impacts trade exchange between Member States.
Pomoc strukturalna[structural aid]	Form of co-financing of projects from Structural Found resources.
Prefinansowanie ( <i>Pre-financing</i> )	Interest loan for units of public finances sector coming from public domestic resources for financing tasks realizing with co-financing public Union resources, available before obtaining refund of expenses from EU side.
Produkt Krajowy Brutto (PKB) [ <i>Gross Domestic Product (GDP)</i> ]	Standard of production manufactured at the area of a particular country, which is a sum of households expenses for purchasing goods and consumptive services, expenses of private sector for buying goods and investment services, expenses of state for purchasing goods and balance of foreign trade financial statement.
Prognoza oddziaływania na środowisko [prognosis of impact on environment]	Survey aiming at defining, describing and evaluation direct and indirect results of a particular measure for: a man and natural environment components ( fauna, flora, water, soil, air, climate, landscape), mutual influence of these elements; material goods and cultural heritage; the evaluation should be implemented in accordance with Polish law and adequate directives of EU, concerning natural environment protection.
Program operacyjny [ <i>Operational programme</i> ]	Document presented by member state and accepted by the Commission, defining development strategy with coherent priority set, which are to be achieved with fund aid or in case of goal Convergence with Cohesion Fund and EFRR aid.
Raport końcowy/Sprawozdanie Końcowe ( <i>Final report</i> )	Report concerning aid implementation, which should be presented within six months from last payment delivered by Payment Institution, including information concerning progress achieved in reference to economic and social coherence and share of structural Funds, Cohesion Fund, European Investment Bank and other financial instruments in this range.
Raport roczny/Sprawozdanie roczne ( <i>Annual report</i> )	Report concerning programme or project implementation presented to payment institution by managing authority which is responsible for resources within long term aid. Annual report is presented within six months from every calendar year end. Content of annual report is identical with final report content.
Raportowanie [reporting]	Report of managing authority the progress of programme or projects co-financing aid implementation.

Image	Explanation
Rewitalizacja (Revitalisation)	Complex, integrated, long term, local programmes initiated by territorial self-government for realization technical, economic and social measures – according to rules: territorial cohesion and natural environment protection – in diversified areas, such as; devastated town districts or post-industrial and post-military areas.
Rozwój regionalny [regional development]	Growth of economic potential of regions and permanent improvement of their competitiveness and inhabitants' life standard, what contributes to social-economic country development
Rozwój zrównoważony [ <i>Sustainable Development</i> ]	Social-economic development, preserving stability features in long term and not acting destructively on environment in which it appears.
Sieci TEN [ <i>Trans European Networks</i> ]	Transport infrastructure network including transport, telecommunication and energetic connections within Union.
Sprawozdawczość [ <i>Reporting</i> ]	Reporting by managing authority progress in programme or project co-financed from aid funds implementation.
Strategia Lizbońska ( <i>The Lisbon Strategy</i> )	Social-economic EU programme aiming at creating by 2010 in Europe territory the most competitive and dynamic economy in the world, based on knowledge, able to develop in long term, creating bigger number of better work places and characterized by greater social cohesion. The resolution was created in 2000 during the Council of Europe summit in Lisbon (Communication from the Commission: Common Actions for Growth and Employment: The Community Lisbon Programme, 20.7.2005, COM(2005) 330 final).
Wniosek o płatność [payment application]	Application for expense refund/ clearance of project presented to obtain refunds/ clearance of actual expenses, confirmed by invoices or accountancy documents with equal evidence value and confirmed by Payment Institution.
Wskaźniki [ <i>Indicators</i> ]	Measure of goals, which are to be achieved, resources involved, obtained products, effects and other variables (in particular economic, social, concerning environment protection).
Wskaźniki wpływu, oddziaływania [ <i>Impact indicators</i> ]	Indicators referring to results of a particular programme exceeding instant effects for beneficiaries (e. g. Impact of the project on social-economic situation within certain period from its realization finish). Detailed impact contains effects, which appeared after some time, however they are directly connected with undertaken measures. Global impact includes long term effects concerning broader population group.
Wskaźniki produktu [ <i>Output indicators</i> ]	Indicators referring to measures. They are calculated in material or monetary units (e. g. Length of built road, a number of firms which obtained aid).
Wskaźniki programu [ <i>Programme indicators</i> ]	Indicators defined before, or in the beginning stage of programme implementation, to monitor programme implementation and evaluation of its completion in reference to earlier goals. These indicators include :share, output, result and impact indicators.
Wskaźniki rezultatu [ <i>Result indicators</i> ]	Indicators corresponding to direct effect resulting from the programme. They provide information about changes e. g. functioning, capacity and implementation concerning beneficiaries. These indicators can be in form of material indicators ( traveling time reduction, a number of effectively trained, a number of car accidents etc.) or financial (increase of financial resources of private sector, decrease of transport costs).

<b>Image</b>	<b>Explanation</b>
Wydatki Publiczne[public expenditure]	All public share in measures financing, which come from State budget, regional or local authorities, European Communities, a part referring to Structural Funds and Cohesion Fund and all similar expenses. All share in measures financing, which comes from budget of public or associations of one or more regional or local authority organs or public law subjects in reference to European Parliament and Council Directive no 2004/18/WE from 31 <sup>st</sup> March 2004 referring to co-ordination of procedures of public orders, deliveries and services is regarded as public share.
Współfinansowanie ze źródeł krajowych [co-financing from domestic sources]	Share of domestic sources to programmes or projects realized with EU resources participation.

## Appendices

### Appendix 1. Indicative list of major projects (*major projects*) –

In accordance with the art. 39 of the Regulation of the Council (EC) no. 1083/2006 financing within the operational programme can cover expenses connected with the operation aimed at the completion of an undivided task of specific economic or technical character, has clearly specified objectives and its total cost does not exceed the amount of 25 million EUR - in case of natural environment, and 50 million EUR - in case of other areas, so-called big projects.

No big projects are planned to be implemented as part of the Regional Operational Programme for Kujawsko-Pomorskie Voivodeship for the years 2007-2013.

### Appendix 2. Contextual indices of Kujawsko-Pomorskie Voivodeship Operational Programme for 2007-2013

base year = 2005 (where not possible - 2004)

No.	Variable / Index	Unit of measure	Value	Source	Indicators and priorities of ROP connected with contextual indicators
SOCIETY					
1.	Total employment rate (15 years and above)	%		Eurostat	Number of created workplaces gross and net value - main objective indicator
	– acc. to age groups		44,7		
	- 15-64 years		51,5		
	- 15-24 years		24,0		
	- 25-34 years		68,4		
	- 35-44 years		72,6		
	- 45-54 years		63,4		
	- 55-64 years		25,2		
	– acc. to sex			GUS	
	- women		37,6		
	- men		52,3		
	– acc. to city/country		43,7	GUS	
	- city		46,2		
	- country				
2.	Employees in total including:	in thousands		GUS	Number of created workplaces (units)-gross in full time work – result index, priority axis 5, Growth of Enterprises Competitiveness
	– preceding year=100 [%]		647,9		
			101,2		
	– in private sector [%]		74,4		
	– in SME		66,5		

No.	Variable / Index	Unit of measure	Value	Source	Indicators and priorities of ROP connected with contextual indicators
	[%]				Programme
3.	Permanently unemployed in total unemployed – including females [%]	%	52,1 47,2	GUS	Conceptual indicator concerning the programme influence
4.	Unemployment rate: -according to BAEL - including women -registered - including permanent unemployment	%	19,8 21,6 22,3 15,2	GUS	As above
5.	% of schools equipped with computers, including – preliminary schools – junior high schools – vocational schools – high schools – high schools post graduated	%	91,8 79,5 19,7 64,6 25,5	GUS	Conceptual indicator for Priority axis 3 and Priority axis 4
6.	Number of pupils per 1 computer with Internet access, including – preliminary schools – junior high schools – vocational schools – high schools – high schools post graduated	absolute numbers	28,2 25,4 28,6 19,9 112,7	GUS	As above
7.	Households equipped with personal computer with Internet access in % of total households .	%	16,8	GUS	Number of people who received an access to broad-band Internet, including rural areas – result index, Priority axis 4
8.	Permanent adults education (% share of persons of age 25-64 years learning and completing education in population of age 25-64 years)	%	5,3	GUS	Conceptual indicator concerning Priority axis 3 influence
9.	Night lodgings provided in tourist common lodgings objects per 1000 inhabitants	absolute numbers	1158,1	GUS	Conceptual indicator concerning Priority axis 6 influence



No.	Variable / Index	Unit of measure	Value	Source	Indicators and priorities of ROP connected with contextual indicators
10.	Migration balance [‰]: – domestic [‰], including – towns – villages	‰	- 1,0 - 0.7 - 3.1 + 3.0	GUS	Conceptual indicator concerning the programme influence
11.	Death-roll in road accidents [sum]: – per 100 thousand of population, – per 100 thousand registered vehicles – preceding year=100 [%]	abs. numbers abs. numbers %	15,7 39,7 108,7	GUS	Number of km of new roads including local and regional ones, and modernization of roads including local and regional – Product index, Priority axis 1
12.	Number of road accidents	abs. numbers	2157	GUS	As above
13.	Hard surface roads per 100 km <sup>2</sup>	km.	78,5	GUS	Number of km of new roads including local and regional ones, Priority axis 1
14.	Urban population supplied by municipal transport services in % of urban population in total	%	73,0	GUS	Increase in population using public transport in % - result index, priority axis 1
15.	Passenger traffic in airports (arrivals and departures)	persons	76 910	GUS	Passenger traffic in airports (arrivals, departures) in thousands - result index, priority axis 1
16.	Share of hospitals (in the voivodeship area) participating in the tele-medicine system in %				Conceptual indicator for Priority axis 3 and Priority axis 4
<b>ECONOMY</b>					
17.	Level of Gross domestic product per capita in Kujawsko – Pomorskie Voivodeship according to the purchasing power parity comparing to EU average	%		Eurostat	Conceptual indicator concerning program influence

No.	Variable / Index	Unit of measure	Value	Source	Indicators and priorities of ROP connected with contextual indicators
18.	Gross domestic product [PLN] – per capita [PLN] – per capita in PPS-UE25=100	PLN PLN %	44 727* 21 633* 45,4	GUS GUS GUS-Eustat	Conceptual indicator concerning program influence
19.	Increase in GDP in fixed prices (preceding year = 100)	%	1,9	GUS	As above
20.	Gross added value in million [PLN]: – per capita – per 1 employee [PLN]	million PLN PLN PLN	39 743,2* 19 222 60495*	GUS	As above
21.	Gross added value per 1 employee according to PKD section groups: - farming, hunting and forestry; fishery - industry in total - industry- industrial processing - building - services in general - market services	PLN	27 641 59 027 58 444 70 492 71 600 82 198	GUS	As above
22.	National economy entities registered in REGON register per 10 thousand of population including: – Small and medium companies – Micro-enterprises	absolute numbers	905 904 862	GUS	Conceptual indicator concerning priority axis 5 and 6
23.	Total investment expenditure per 1 inhabitant – expenditure in private sector	PLN	2 622 1 725	GUS	As above
24.	Expenditure for research and development activity (current prices) in relation to GDP - including expenditure financed by economic entities	%	0,27* 0,20	GUS	Conceptual indicator concerning priority axis 5
25.	The share of enterprises	%	31,1	GUS	As above

No.	Variable / Index	Unit of measure	Value	Source	Indicators and priorities of ROP connected with contextual indicators
	which performed innovation activity in industry [%]				
<b>ENVIRONMENT</b>					
26.	Total emission of air pollutants <ul style="list-style-type: none"> <li>– dust</li> <li>– preceding year = 100</li> <li>– sulfur dioxide (without CO<sup>2</sup>)</li> <li>– preceding year = 100</li> <li>– nitric oxide</li> <li>– preceding year = 100</li> </ul>	tho. tons/year % tho. tons/year % tho. tons/year %	7,116 92,1 29,534 93,8 14,140 100,0	GUS	Conceptual indicator concerning priority axis 2
27.	Population served by water and sewage treatment plants in % of total population number including rural areas	%	63,2 24,03	GUS	Number of people connected to the sewerage system in the result of the implementation of projects – result index, priority axis 2
28.	Industrial and municipal waste treated: <ul style="list-style-type: none"> <li>– for 1 km<sup>2</sup></li> <li>– in % of wastes requiring treatment</li> </ul>	m <sup>3</sup> /km <sup>2</sup> %	6,1 98,2	GUS	Conceptual indicator concerning priority axis 2
29.	Share of waste under recovery in total waste quantity (excluding municipal) produced	%	68,9	GUS	Number of people participating in selective collecting of wastes in the result of the implementation of projects – result index, priority axis 2
30.	Municipal waste produced per capita [kg.]	kg	215,54	GUS	Conceptual indicator concerning priority axis 2
31.	Share of energy production of OZE in total production	%	30,4	GUS	Installed power in electric power stations based on renewable energy

No.	Variable / Index	Unit of measure	Value	Source	Indicators and priorities of ROP connected with contextual indicators
					sources
32.	Legally protected areas of particular natural value in percentage of total area	%	32,4	GUS	Conceptual indicator concerning priority axis 2
33.	Post-industrial and other deteriorated terrains reclaimed and developed during a year in total area	%	0,27	GUS	Area of grounds subject to revitalization – result index, priority axis 7
34.	CO <sub>2</sub> emission - per 1 m <sup>2</sup>	tho. tons/year tons	8 081,95 3,9	GUS	Conceptual indicator concerning programme influence priority axis 1, 2 and 5 in particular

\*2004